

ENGLISH-III WORKBOOK

Name: _____

Father's Name: _____

School: _____



Instructions for Teachers

The purpose of this workbook is to improve classroom instructions. While teaching through textbook, the use of different exercises given in this workbook will help you clarify different concept to the students.

Reproduction of all or parts of this publication for educational or other non-commercial purposes is authorized without prior written permission provided the source is fully acknowledged and any alterations to its content are indicated.

Preface

The purpose of primary education is to acquaint the children with basic concepts of numeracy and literacy. Through various exercise given in the workbook their knowledge will be broadened and would be propitious for their life long learning.

Whatever environment we provide to the children at this early age, it will shape their future concepts to perceive the world around them. All the educational activities during the primary education and learning leave a lasting and direct impact on the child psychology and frame of reference and how they judge various ideologies and ideas.

Research shows that children must be provided with the opportunities and resources where they could develop articulation to understand various ideologies.

This practical workbook has been developed to nourish the cognitive development of children by introducing them various concepts through practical learning. The clarity of thought about basic concepts provides a strong foundation to children in higher classes.

I am thankful to Mr. Kamran Iftikhar Lone (DCOP) for leading this technical task and all those subject experts who have contributed in the development of this workbook. I am hopeful that it will be of great help to children.

Thank you

Dr Tariq Habib Cheema
Country Representative
Alight Pakistan

Table of Contents

No	Topic	Pg. #
1	Unit 1: Revision	1
2	Unit 2: Vowels	2
3	Unit 3: Digraphs	12
4	Unit 4: Two and Three Letter Sounds	17
5	Descriptive Writing (1)	19
6	Unit 5: Nouns	20
7	Unit 6: Adjectives	22
8	Unit 7: Verbs	26
9	Unit 8: Pronouns	29
10	Descriptive Writing (2)	31
11	Unit 9: Plurals	32
12	Unit 10: Prepositions	34
13	Unit 11: Sentences	35
14	Unit 12: Questions	37
15	Descriptive Writing (3)	40
16	Unit 13: Helping Others	41
17	Unit 14: Respect for Elders	45
18	Unit 15: Self, People and Places	48
19	Unit 16: How To Stay Safe	53
20	Descriptive Writing (4)	59
21	Unit 17: Festivals	60

Table of Contents

No	Topic	Pg. #
22	Unit 18: Gender Equality	66
23	Assessment	70
24	Unit 19: Doing Your Own Work	78
25	Unit 20: Nature	82
26	Descriptive Writing (5)	85
27	Unit 21: Crisis Awareness	86
28	Unit 22: Keeping the Environment Clean	91
29	Unit 23: Manners	95
30	Unit 24: Famous Personality/ National Pride	
	Hazrat Ibrahim (A.S)	100
	Marium Mukhtiar	103
31	Descriptive Writing	106
32	Assessment	107

Date:

Unit-1
Revision

Day:

Write the capital and small letters of alphabets.

Date:

Unit-2

Day:

Vowels

Let's recall vowels.

a

e

i

o

u

Write 5 words that start with each vowel.

1

2

3

4

5

Use vowel to complete the word.

_____ncle.

_____rmy.

_____nglish.

_____gloo.

_____nkpot.

_____mbrella.

_____ctopus.

_____ar.

_____lephant.


_____strich.


Date:


Day:


Short vowel as middle sound (a)

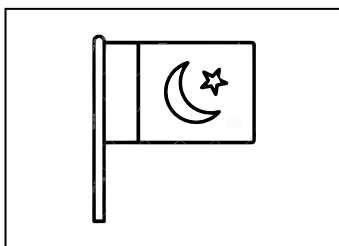
Look at the picture and write the word.

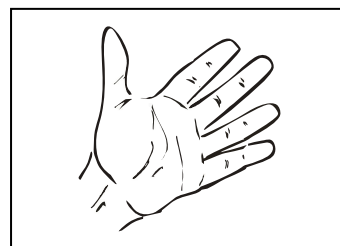
















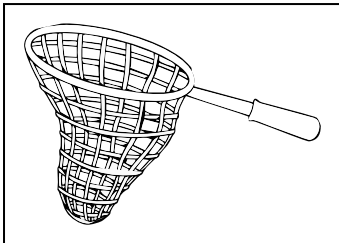


Date:

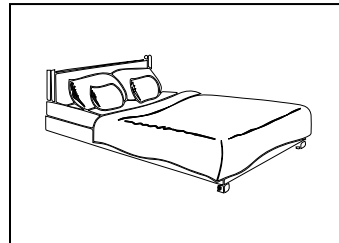
Day:

Short vowel as middle sound (e)

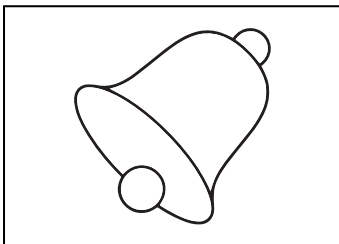
Rearrange the letters to match the picture.




etn




deb




lelb



redss



tnse



entt

Date:

Day:

Short vowel as middle sound (i)

Circle the short vowel sound words.


1. The tin is in the bin.
2. Zara gave me a gift.
3. Ali ran on the hill.
4. The chick fell on the ground.
5. Put the tin in the basket.
6. The witch made a spell on the chimp.
7. Ali hurt his chin.
8. Zara and Ali dig a ditch in their garden.


Date:


Day:


Short vowel as middle sound (o)

See the picture and then write a word that has the same short vowel sound.










Date:


Day:

Short vowel as middle sound (u)


See the picture and reorder the letters to write the name of the picture.




ugm



guj



dgu



dum



ubt



bdu

Date:

Day:

Long Vowels 'ee' sound

Look at the picture and write 'ee' words.



1 _____

5 _____

2 _____

6 _____

3 _____

7 _____

4 _____

8 _____

Date:

Day:

Long Vowels 'oo' sound

Circle 'oo' words and use these words to fill in the blanks.

box

wood

can

good

tools

mop

cook

hop

bee

moon

broom

zoo

1. My mother is cleaning the room with a _____.
2. Ali went to the jungle to cut the _____.
3. It is full _____ tonight.
4. My father is repairing his car with the _____.
5. The _____ is cooking food.
6. I am a _____ boy.
7. Zara saw a lion in the _____.

Date:

Day:

Long Vowels 'ai' words

hail



quail



braid



mail



pail



grain



drain



stain



Fill in the blanks.

1. Water runs down the _____.



2. We had a _____ storm.



3. I have a _____ on my shirt.



4. I will _____ a letter.



5. The _____ is full of water.



6. _____ is a bird.



7. Hens like to eat _____.



8. Zara tied her hair in a _____.




Date:


Day:

Long Vowels 'oa' words

Match the pictures with the words.



goal




foal




coach



toad



foam



goat

Digraphs -'sh' words

shake

she

shout

shirt

share

ship

shot

shark

shred

Use the words given in the above box to fill in the blanks.

1. _____ eats small fish.
2. Ahmad _____ the ball and won the match.
3. Ali _____ your book with Ahmad.
4. Zara has a red _____.
5. Do not _____ , Ali.
6. The _____ is in the sea.
7. I helped my mother to _____ the carrots.
8. _____ the bottle to mix the milk.
9. _____ is playing with a doll.

'ch' words

Read the story and circle the 'ch' words.


Chester Loves Cheese

Chester is a chipmunk.

He chews cheese.

He really likes chips.

He always has his cheeks full of cheese!




I found a chest.

I opened the chest.

I found a watch in the chest.

I also found a peach and cherry.



There was a chicken with some chilli in the chest.

Date:

Day:

'th' words

thigh

thick

earth

thermos

bath

thin

fourth

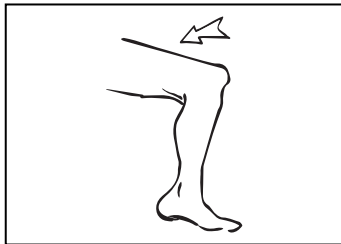
thunder

throat


thread

north

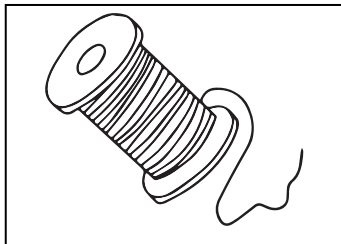
thirty



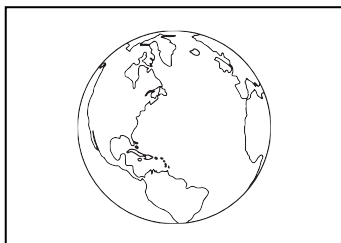
thread



earth



thermos



thigh







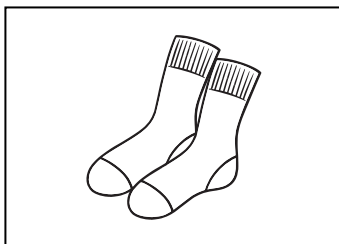


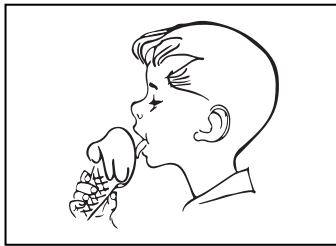

throat

Date:

Day:

'ck' words

Help Ahmad find his way back home with pictures having 'ck' sound.



Date:

Day:

'wh' words

what

when

why

where

who

which

Fill in the blanks with the words given above.

1. _____ is Ali going?
2. _____ is your name?
3. _____ are you?
4. _____ will Ahmad come back home?
5. _____ is your book?
6. _____ did Ali come to school late?

Date:


Unit-4

Day:


Two and Three Letter Sounds

'oi' words

Write the names of pictures.













Date:

Day:

'air', 'are', 'ear' words

Write three rhyming words under each heading.


-are

-ear

-air

Descriptive Writing

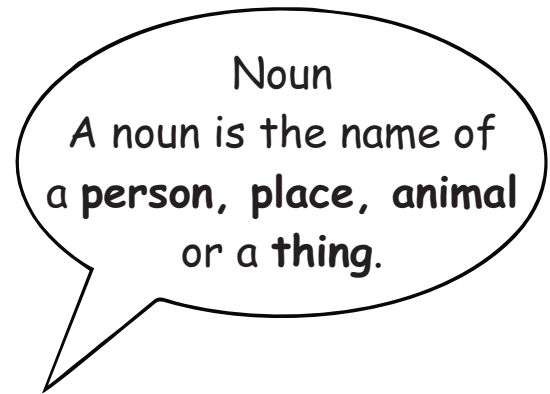
Write 5 sentences about the picture given below.



1. There are _____ children in the park.
2. There are _____ balls.
3. There are _____ trees in the park.
4. There are _____ bicycles.
5. _____ boys are flying kites.

Nouns

Circle the nouns in each sentence.



1. Ali has a watch.
2. Zara and Sara are playing with a doll.
3. There is a tree in the park.
4. Ahmad is going to school.
5. He lives in a big house.
6. I like to eat vegetables.
7. Sara loves to cook food.
8. The girl and her mother are going to the shop.

Word Bank

chips

fan

school

lion

banana

toys

city

juice

spoon

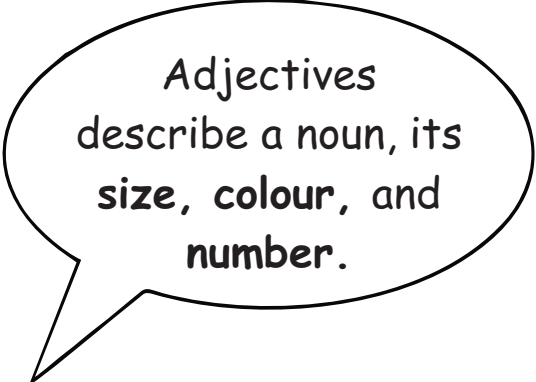
Use the words from the word bank to fill in the blanks.

1. Ali likes to eat _____.
2. Gilgit is a beautiful _____.
3. _____ is a dangerous animal.
4. There is a _____ in our room.
5. Our _____ has a small playground.
6. Zara has my _____.
7. I eat rice with a _____.
8. I like to eat _____ with _____.

Adjectives

Underline the adjectives.

1. Ahmad has blue car.
2. Ayesha plays with a big doll.
3. There are ten books in my bag.
4. I have a beautiful shirt.
5. This is a yellow book.
6. This apple is green in colour.
7. Ali has a new book.
8. I have a blue watch.
9. The cup is full of hot tea.
10. Hamza has a beautiful house.



Adjectives
describe a noun, its
**size, colour, and
number.**

Date:

Day:

Circle the adjectives.

Small

couch

letter

she

new

bed

beautiful

watch

green

sweet

pen

clean

happy

book

seven

village

good

toy

Asma

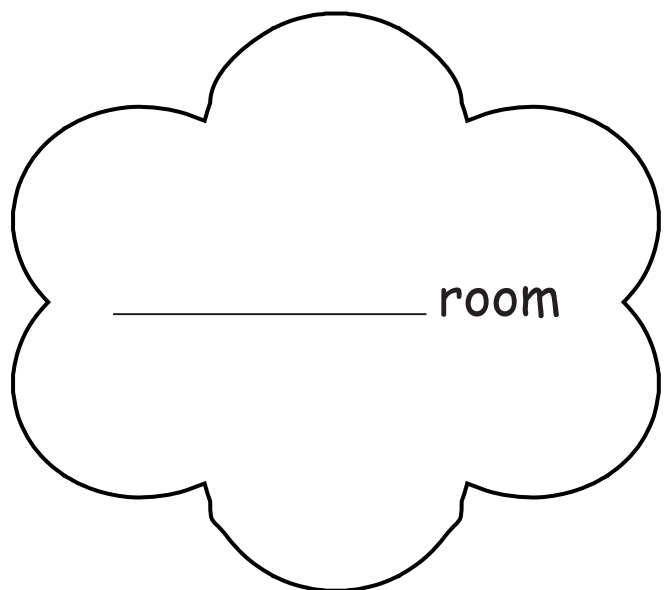
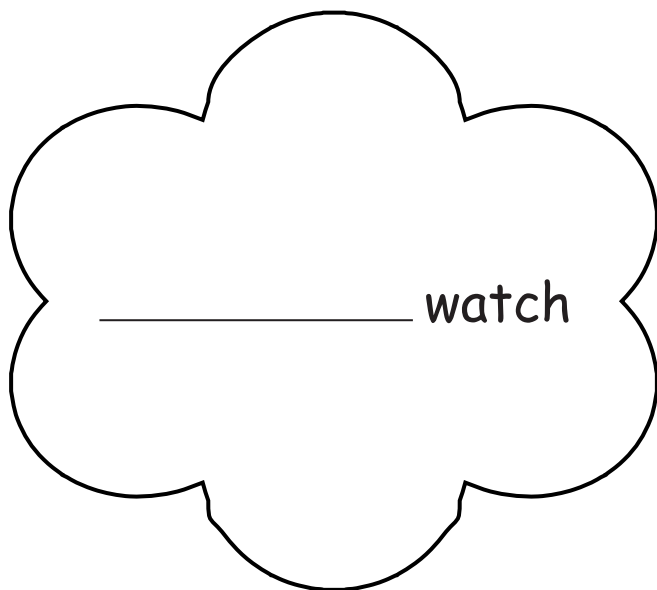
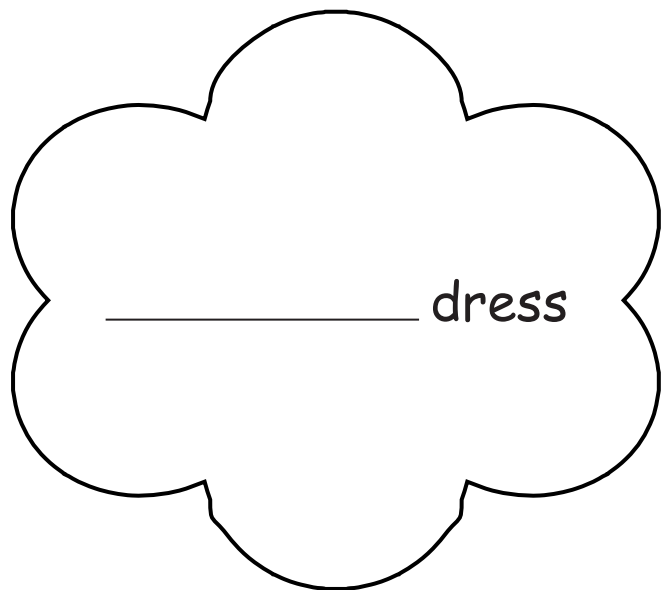
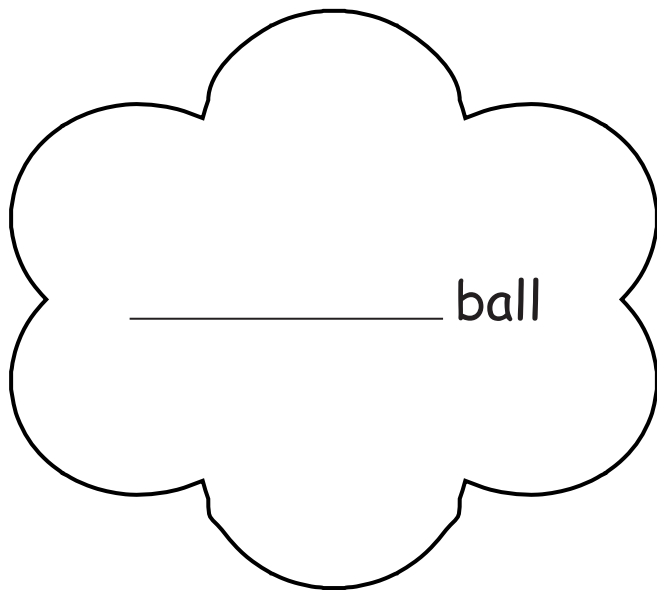
old

sad

Date:

Day:


Write an adjective for each noun.



Date:

Day:

Read the passage and separate the nouns and adjectives.



One sunny day, Asma and Ali jumped onto their brown carpet and played with their new toys. Their beautiful mother watched them play. When they were tired, their mother told them to sleep in their soft beds.

Nouns	Adjectives

Date:

Unit 7

Day:



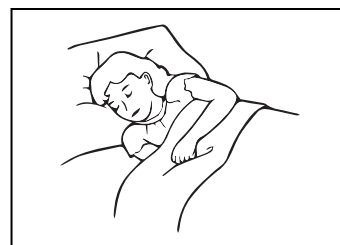

Verbs

Verbs
are **action words**.

Write the verb for each picture.
first one has been done for you.



eat



Read the sentences and circle the verbs.

1. Ahmad is playing with cat.
2. My mother is washing clothes.
3. Ali walked to the shop.
4. The dog barked at Ahmad.
5. My father is driving car.
6. Zara turned on the lights.
7. Ali and Ahmad are watching cartoons.
8. Hamza is growing flowers in his garden.
9. Ayesha jumped over the rock.
10. I brushed my teeth in the morning.

Add -ing to the verbs.

1. Ali is _____ (read) a book.
2. Zara is _____ (talk) to Sara.
3. Ahmad is _____ (fight) with Hamza.
4. Sara is _____ (write) a letter.
5. My father is _____ (go) to office.

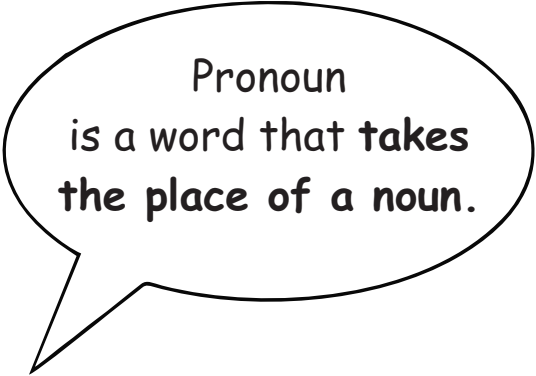
Add -ed to the verbs.

1. Ahmad _____ (finish) his homework.
2. Ali _____ (paint) his cycle.
3. Zara _____ (want) a new bag.
4. Ahmad and Hamza _____ (pack) their clothes.
5. Ali _____ (fail) in his exams.

Date:

Unit 8
Pronouns

Day:



Pronoun
is a word that **takes**
the place of a noun.

he

she

it

they

Write a correct pronoun for each noun.

Sana

Ali

Ali and Sana

Giraffe

Ali, Zara and Sara

kite

Replace the nouns with the correct pronouns.

1. Ali loves to sing.

2. The girl is playing with her doll.

3. The jeep stopped at the red light.

4. My father and mother are very nice.

5. The children are playing in the rain.


6. The dog ran after the cat.

Date:

Day:

Descriptive Writing

Write 5 sentences about the picture given below.



1. _____

2. _____

3. _____

4. _____

5. _____

Plurals

Write plurals of the following nouns.

1. chair _____

9. bench _____

2. lunch _____

10. brush _____

3. dish _____

11. plate _____

4. ball _____

12. chick _____

5. spoon _____

13. glass _____

6. flower _____

14. banana _____

7. watch _____

15. dish _____

8. house _____

16. pencil _____

Date:

Day:

Make the plurals of the words given below and use them to complete the sentences.

bench

toy

friend

teacher

animal

dish

peach

apple

1. There are two _____ on the plate.
2. The children are sitting on the _____.
3. There are a lot of _____ in the shop.
4. I saw many _____ in the zoo.
5. My mother is washing _____.
6. The shopkeeper is selling _____.
7. Ali has four _____.
8. I love my _____.

on

in

under

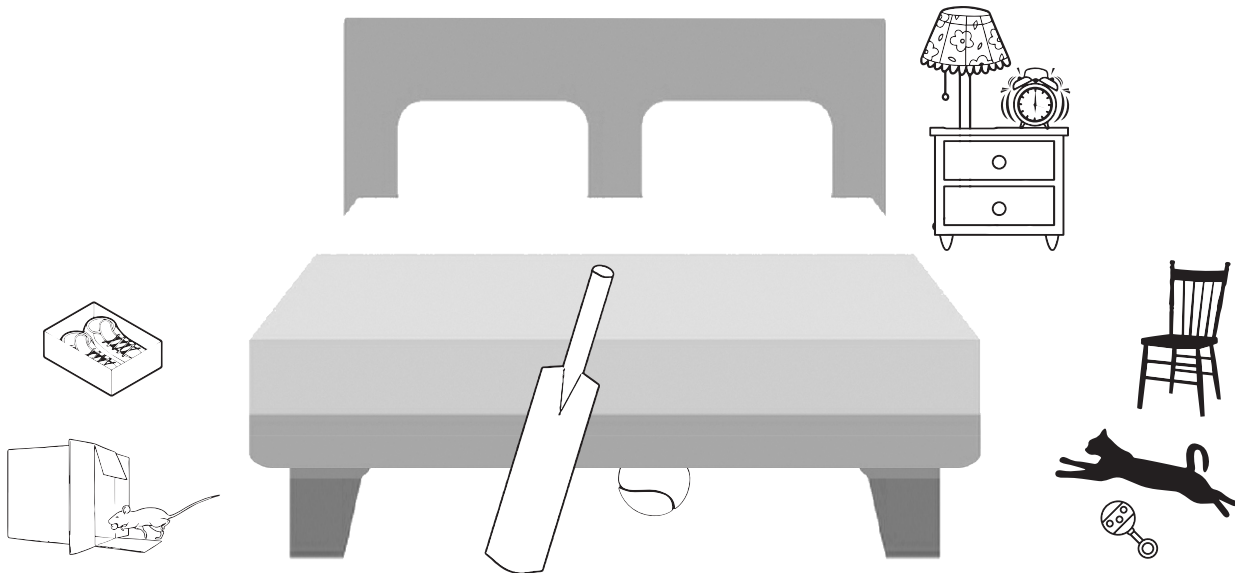
behind

beside

in front of

into

over



1. The ball is _____ the bed.
2. The clock is _____ the table.
3. The bat is _____ the bed.
4. The shoes are _____ the box.
5. The lamp is _____ the table.
6. The mouse ran _____ the box.
7. The cat jumped _____ the toy.
8. The cat is _____ the chair.

Rewrite the sentences by adding capital letters and full stops.

1. i am playing in the garden

2. ahmad is walking to school

3. the cat climbs a tree

4. it is raining today

5. i have a pencil

6. the old man went for walk

7. zara saw a bird in the tree

Date:

Day:

Read the paragraph and rewrite it by adding capital letter and full stops where necessary.

my name is ahmad i am 8 years old i study in class 3

i have two brothers and one sister

my favourite colour is blue i love to eat apple

Rewrite the sentences by adding capital letters, fullstops and question mark.

1. ali likes to read books

2. why are you late

3. where do you live

4. sara writes with her pencil

5. what do you want for lunch

Date:

Day:

6. when can we go out to play

7. how old are you zara

8. did hamza finish his work

9. sara and zara are best friends

10. do you like to read story books

Date:

Day:

Add the words from the word bank to make questions.

Word Bank

what

where

when

why

is

do

did

does

how

am


1. _____ is the baby crying?
2. _____ are you going on a party?
3. _____ you like to eat sweets?
4. _____ much is this book for?
5. _____ I going to school today?
6. _____ the meat shop open?
7. _____ the monkey eat toffee?
8. _____ does you father work?
9. _____ it rain today?
10. _____ is your sister's name?

Date:

Day:

Descriptive Writing

Write 5 sentences about the plant given in the picture.



1. _____

2. _____

3. _____

4. _____

5. _____

Helping Others - Getting Back Home!

Abdullah is a shopkeeper. He is a very nice man. One day he was sitting in his shop and serving the customers. Suddenly, he heard a child crying. He got off from his seat and went out to see what happened. He saw a little four years old boy crying near his shop. He saw here and there but there was no one with the boy.

He took the boy inside his shop and gave him water to drink. He asked the boy his name and why he was crying? The boy told him that his name was Ahmad and he had lost his way back home.

Abdullah closed his shop and took the child with him to find his parents. On his way, he saw some people finding someone. When they saw Ahmad with Abdullah. They ran towards them.

They picked up Ahmad and thanked Abdullah for keeping their son safe.



Date:

Day:

Activity 1: Read the paragraph and answer the questions.

Q.1 What is the name of shopkeeper?

Q.2 What is the name of the boy and how old is he?

Q.3 Why was Ahmad crying?

Q.4 Who helped Ahmad to find his parents?

Q.5 Did Ahmad's parents thank Abdullah?

Date:

Day:

Activity 2: Write the nouns and pronouns used in this passage.

Nouns	Pronouns

Activity 3: Write five verbs used in the passage.

i)

ii)

iii)

iv)

v)

Date:

Day:

Activity 3: Write five words that have following sounds.

thr	igh	tch
i)		
ii)		
iii)		
iv)		
v)		

Respect for Elders - On the Way to School!

Ali is a bus driver. He is a very nice man. He drives very carefully. Whenever a passenger gets in the bus, he greets him "Assalam-o-Alaikum. The passenger then greets him back. "Wa-Alaikum-Assalam.

When he sees an elder passenger getting in the bus, he waits for the passenger to sit on the seat before starts driving again.

When the passenger gets off from the bus he says, 'Thank you' and 'Allah Hafiz' to him.



Date:

Day:

Activity 1: Answer these questions.

Q.1 What is Ali's job?

Q.2 What does Ali say to greet someone entering the bus?

Q.3 What should we say in reply to Assalam-o-Alaikum?

Q.4 Why do you think Ali wait for the elder passenger to sit?

Q.5 When does the passenger say Thank you?

Q.6 Write two ways in which we can help our elders.

Date:

Day:

Activity 2: Write three words starting with:

bl	fl	pl

Activity 3: Write three words starting with:

br	cr	dr

Self, People and Places - A Visit to Rawal Dam

Rawal Dam is built on River Korang. It is located in Islamabad. It runs from Margalla Hills. It provides water to Islamabad and Rawalpindi.

One day, my father told us that he has arranged a trip to Rawal Dam for us. We were all very happy. Next day, my mother packed lunch for us. We left our house at 10:00 am and reached Rawal Dam in half an hour. It was a fine morning with cold breeze blowing.

People were boating in the lake. We also took a ride on the motor boat. After the ride, we visited the Bird Park. We saw different kinds of birds there. Then we sat down on the grass have lunch. After lunch, we went to the swings. It was almost sunset. We enjoyed a lot, so we came back home .



Date:

Day:

Activity 1: Answer these questions.

Q.1 From where does the water come for Rawal Lake

Q.2 How much time did it take to reach Rawal Dam?

Q.3 What different activities they do at the dam?

Activity 2: Write all the proper and common nouns from the passage.

Proper Nouns	Common Nouns

Date:

Day:

Activity 3: Punctuate the following sentences.

1. tarbela dam is built on indus river

2. raheel got scared to see the lizard

3. where does Ali live

4. how old is your brother

Activity 4: Write five words using 'str' and 'scr'.

str	scr
i)	i)
ii)	ii)
iii)	iii)
iv)	iv)
v)	v)

Date: _____

Day: _____

Activity 5: Provinces of Pakistan.

Look at the dresses. Recognize the province and write the name of the province and the language spoken there.



province _____

language _____



province _____

language _____



province _____

language _____



province _____



language _____

Date:

Day:

Activity 6: Occupations


Name the occupations.




doctor




nurse




mason



cobbler



teacher



engineer

How to Stay Safe - Simple Rules to Stay Safe

Simple Rules To Stay Safe

There are some very simple rules that you can follow to help you stay safe when you are not with a trusted adult.....

1. **NEVER** go anywhere with somebody that you don't know or don't trust. Stay well away from strangers' cars.
2. **NEVER** take anything from a stranger even if it is something personal that belongs to you.
3. **NEVER** talk to strangers even if they know your name. If they try to start a conversation with you it's OK to just ignore them and not look at them. Keep walking or run away if you feel scared.



4. **ALWAYS** stay with a friend or a group of friends if at all possible. There is safety in numbers !
5. **ALWAYS** follow rules about places that you are not allowed to go. Make sure somebody knows where you are going and when you will be back.

Date:

Day:

Activity 1: Answer these questions.

Q.1 Write any three rules that we should NEVER do.

A. i) _____

ii) _____

iii) _____

Q.2 Write any two rules we should ALWAYS follow to stay safe.

A. i) _____

ii) _____

Activity 2: Write any three long vowel words.

ee	oo	ay	wa

Activity 3: Add capital letters, full stops and exclamation marks to the sentences where needed.

An exclamation mark is used to express strong feeling.

1. ali lives in a big house

2. hurry up we will miss the movie

3. hooray we won the match

4. wow my favourite cake is here

5. ouch my leg is really hurting

6. bang ahmad slammed the door

7. ali stop we cannot go any further

Activity 4: Fill in the blanks by adding ing to the verbs given in brackets.

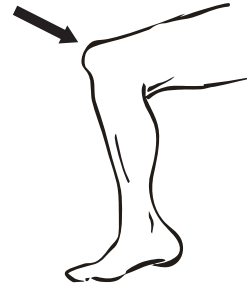
1. Ali and Zara are _____ (watch) cartoons.
2. My brother is _____ (drink) juice.
3. Sara and Ahmad are _____ (fight).
4. Zara is _____ (paint) a picture.
5. Hamza is _____ (read) a story book.
6. Ali's father is _____ (go) to his office.
7. Zara is _____ (listen) to music.
8. Ahmad is _____ (run) after his dog.


Date:

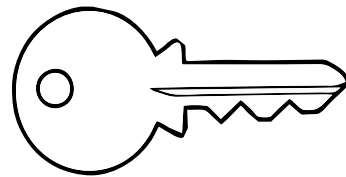
Day:


Activity 5: Write correct spellings.











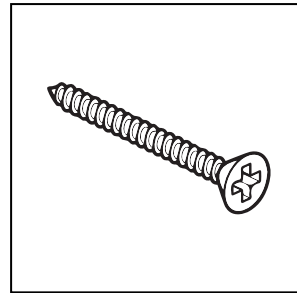









Date:

Day:

Activity 6: Write correct spellings.




Date:

Day:

Descriptive Writing

Write 5 sentences about Myself. Draw your picture.




1. _____

2. _____

3. _____

4. _____

5. _____

Festivals - Eid-ul-Adha*Eid al-Adha*

Sara is very excited today. Her father is going to the mandi to buy a goat for Eid-ul-Adha. There are only three days left for Eid.

Eid-ul-Adha is celebrated to remember the sacrifice of Hazrat Ibrahim (A.S) and Hazrat Ismail (A.S). It is celebrated on the tenth day of the Islamic month of Dhul-Hijja.

Muslims travel to Saudia Arabia for Hajj. Haj is on the ninth of Dhul Hijja. Then on the tenth day they celebrate Eid-ul-Adha and sacrifice animals like cows, goats, sheep, buffaloes and camels in the name of Allah.

Sara has many plans before Eid-ul-Adha. She wants to play with the goat. She has selected a corner in her house where she will tie the goat and feed her with grass. She will take her for a walk in the evening.

Sara has also told her friends about the goat. All of her friends have animals to sacrifice in their houses. They have decided that all of them will take their animals for walk.

Date:

Day:

Activity 1: Read the passage and answer the questions

Q.1 Why is Sara happy?

Q.2 Where do Muslims perform hajj?

Q.3 Why do Muslims celebrate Eid-ul-Adha?

Q.4. What plans does Sara have for her goat?

Q.5. Why do Muslims travel to Saudi Arabia?

Date:

Day:

Q.6 Name the animals who can be sacrificed in the name of Allah?

Q.7 How does Sara want to play with the goat?

Activity 2: Make five words ending with 'ng' and 'nk'.

ng	nk
i)	
ii)	
iii)	
iv)	
v)	

Date:

Day:

Activity 3: Use of 'a' and 'an'.

an = an is used with vowel sounds (a,e,i,o,u)

a = a is used with all the consonants.

Put 'a' or 'an' in the blanks.

_____ umbrella.

_____ eraser.

_____ book.

_____ bag.

_____ orange.

_____ aeroplane.

_____ ostrich.

_____ owl.

_____ pencil

_____ blackboard.

_____ glass.

_____ mat.

_____ cow.

_____ apple.

Date:

Day:

Activity 4: Rhyming words.

bake	love	skip	light

Cut the odd ones out.

top	fun	hop	mop
-----	-----	-----	-----

bin	hen	tin	pin
-----	-----	-----	-----

cow	dog	bow	how
-----	-----	-----	-----

back	grip	lack	hack
------	------	------	------

Activity 5: Expressing Needs and Wants.

Choose from the words given below to complete the sentences.

tired

missing

messy

hungry

not feeling well

sleep

bored

thirsty

exercise

1. Ali and Ahmad are _____, they asked Zara to bring a jug of water.
2. I am away from home for four days, so I am _____ my father.
3. Hassan is _____, he is going to the doctor.
4. Ali has finished his homework, now he is getting _____.
5. Zara's mother has finished all the house chores, she is _____ and needs some rest.
6. Ahmad is _____, he needs some bananas.
7. My room is _____, I need to clean it.
8. I have to get up early in the morning, so I need to _____.
9. Sara wants to be healthy, so she needs to _____.

Gender Equality - Count Your Chickens



Meena's brother studies in a school. Her parents did not allow Meena go to school. She has a parrot 'Mitho'. Meena sends 'Mitho' to go to school each day and sit on the window and listen to the lectures carefully. On his way back, he tells everything to Meena. Meena learnt different concepts like action words, words meanings and counting. She used to count her father's hens.

One day, she was counting the hens and found a hen missing. Then she saw a thief running away. She shouted 'thief, thief catch him'. Everyone ran after him and caught him. Her father asked how did she know that hen was missing.

Meena said that she learnt counting with the help of Mitho from school. Everyone clapped for Meena. Her father was also very happy. They all decided to send their daughters to school. Meena was very happy.

Date:

Day:

Activity 1: Read the passage and answer the questions

Q.1 What was the name of Meena's parrot?

Q.2 Why did Meena tell Mitho to go to school daily?

Q.3 How did Meena find about a hen missing?

Q.4. Why did Meena's father decide to send her to school?

Date:

Day:

Activity 2: Saying "Sorry"

Use the phrases given below to make sentences.

I apologise for

I am very sorry

I am sorry

please forgive me

1)

2)

3)

4)

5)

Date:

Day:

Activity 3: Verbs 'to be' and 'to have'

is

am

are

has

have

Fill in the blanks with the above words.

1. I _____ reading a book.
2. Zara _____ a red pencil.
3. Ali and Ahmad _____ playing foot ball.
4. The children _____ gone to the park.
5. Ali _____ going to watch a movie.

Activity 4: Learning New Blends: 'sk and 'st'.

Write four words using 'sk and 'st'.







sk	st
i)	
ii)	
iii)	
iv)	
v)	

Date:

Day:







Assessment

- A) Say the name of the picture and fill in the correct circle next to the word that contains same vowel sound. First one has been done for you.

	<input type="radio"/> soap <input type="radio"/> bite <input checked="" type="radio"/> fail
	<input type="radio"/> pet <input type="radio"/> fee <input type="radio"/> pot
	<input type="radio"/> hen <input type="radio"/> fish <input type="radio"/> key
	<input type="radio"/> flag <input type="radio"/> join <input type="radio"/> house
	<input type="radio"/> dead <input type="radio"/> get <input type="radio"/> food
	<input type="radio"/> tray <input type="radio"/> hat <input type="radio"/> bat

Date:

Day:

	<input type="radio"/> day <input type="radio"/> mouth <input type="radio"/> rain
	<input type="radio"/> show <input type="radio"/> ben <input type="radio"/> fig
	<input type="radio"/> tree <input type="radio"/> pool <input type="radio"/> boat
	<input type="radio"/> key <input type="radio"/> clean <input type="radio"/> fruit
	<input type="radio"/> rain <input type="radio"/> kite <input type="radio"/> jump
	<input type="radio"/> whale <input type="radio"/> shy <input type="radio"/> house

B) Encircle the common nouns.

1. Ali goes to school by bus.
2. Aeroplane is flying high in the sky.
3. The girls are playing with the dolls.
4. Ahmad is going to Islamabad.

C) Punctuate the sentences (a full stop, a question mark, an exclamation mark) and use capital letter where needed.

1. the boys are playing in the playground

2. how do you go to school

3. it is sunny outside

4. has ali gone to school

5. bravo our team won the match

Date:

Day:

D) Write three words of the given sounds.

br	cr	dr
bl	fl	pl
tch	thr	igh
air	are	ear

Date:

Day:

E) Re-arrange the words to make a sentence .

1) keep blanket night at warm the

2) friends me sweets my gave best

3) Replace nouns with pronouns and rewrite the sentence.

My brother and sister went to the mall.

4) My father bought me a new toy.

Date:

Day:

F) Use the correct preposition from the box below to fill in the blanks.

on

in

under

beside

in front

into

over

behind

1. The princess lives _____ the castle.
2. I took my book and sat _____ the chair to read it.
3. The dog ran _____ the fence.
4. The mouse ran _____ the cupboard.
5. Ali hid himself _____ the curtain.
6. The duck jumped _____ the pool.
7. Ahmad is standing _____ of the mall.
8. Ali and Hassan sat _____ each other in the cinema.

G) Circle the adjectives.

1. The brown dog was hungry.
2. The little girl was crying.
3. My mother has a spotty bag.
4. I saw a big jet flying.
5. I love my soft pillow.

H) Circle the verbs.

1. Ali and Zara are walking in the garden.
2. Asma writes a letter to her sister.
3. My father talked to his friend on telephone.
4. Zara was running across the road.
5. Ali laughed at the joke.

Date:

Day:

I) Use 'a' or 'an' in the sentences.

1. We saw _____ lion at the zoo.
2. I eat _____ apple everyday.
3. _____ owl lives in a tree.
4. I have _____ blue car.
5. Zara is studying for _____ school test.

J) Write the plurals of the following words.

Words	Plurals
pizza	
watch	
day	
tomato	
bench	
note	
eye	
cowboy	

Doing Your Own Work - Cleaning the House!

Zara and Ali are helping their dad clean their house. They have made a list of chores to do and divided the tasks. Zara has to clean the rooms. She has to pick up the dirty clothes. She has to set the book and make the beds. When she finishes that, she has to do the laundry.



Ali has to wash the dishes and put them away. He has to sweep the floor and wipe the table. When he finishes them, he has to water the flowers.



Dad is cleaning up the yard. He has to weed the garden and mow the lawn. When he finishes that, he has to wash the windows. It's going to be a very busy day!



Date:

Day:

Activity 1: Answer the following questions.

1) What are the children going to do today?

2) How did they decide their tasks?

3) What is Zara going to do?

4) What will dad do?

5) What is Ali's job today?

Date:

Day:

6) How do you help your parents at home?

Activity 2: Rewrite the sentences using pronouns instead of nouns.

1) Zara and Sara are helping their dad.

2) Zara has to clean the rooms.

3) Dad will clean the yard.

Date:

Day:

Activity 3: Write the plurals of these words.

dish _____

turkey _____

bush _____

pouch _____

friends _____

monkey _____

book _____

potato _____

park _____

boss _____

mosquito _____

tax _____

valley _____

shoe _____

toss _____

tray _____

school _____

cone _____


cookie _____

boy _____

Nature - I'm a little Seed



I'm a little seed
Brown and fat,
I haven't got a front,
And I haven't got back,
Plant me in the earth,
Give me water each day,
I'll grow to be an apple tree,
while you play!



Date:

Day:

Activity 1: Read the poem and write two steps from planting a seed to a grown up tree.

1. _____

2. _____

Activity 2: Underline the verbs in the sentences given below.

1. Ali is watering the plants.
2. Ahmad completes his homework.
3. Zara loves to eat pizza.
4. Ali runs very fast.
5. Sara enjoys her music class.
6. I am brushing my teeth.

Date:

Day:

Activity 3: Write a suitable adjectives for the given nouns.

_____ teacher

_____ doll

_____ flower

_____ balloons

_____ dog

_____ ring

_____ bag

_____ ducks

_____ road


_____ brick

Date:

Day:

Descriptive Writing

Write 5 sentences about the cow shown in the picture.



1. _____

2. _____

3. _____

4. _____

5. _____

Crisis Awareness -Home Safety Rules

NEVER stick fingers, toys or other objects into an electrical outlet. you might get hurt by electricity.




NEVER place a hair-dryer, radio or other electronics near the bathtub or shower. Electricity and water are dangerous partners!



NEVER pull a plug from an outlet by its cord. Electricity could jump from the cord and give you a nasty zap.



NEVER place your drinks on top of your video games or other electronics. They could easily spill, and get you zapped by electricity.




NEVER climb tree near power lines. You might touch one by mistake and get zapped.



STAY AWAY from places marked with warning signs. These places are very dangerous, even for adults!



Anytime you need to use something that needs electricity, **ask and adult for help!** Remember, you can never be too safe!



Date:

Day:

**DON'T BOTHER A PET WHO IS
EATING OR SLEEPING**



KEEP STAIRS CLEAR



**DON'T CLIMB,
ASK A GROWN-UP**



**DIAL 1122
FOR EMERGENCY**



MAKE A FIRE ESCAPE PLAN



**CHEW YOUR FOOD
BEFORE YOUR SWALLOW**



**HAVE A GROWN-UP
WATCH YOU AROUND WATER**



COOK WITH A GROWN-UP



**ASK PARENTS TO CHECK
SMOKE ALARM BATTERIES**



**IF YOU SEE A GUN, LEAVE
IMMEDIATELY**



NOT DON'T GET BURNED!



PUT TOYS AWAY



Hundreds of

Americans die each year in electricity-related accidents. Thousands more are badly hurt. Here are a few tips on keeping safe.

Never touch anything electrical with wet hands or while standing in water.



Don't use frayed or broken cords or plugs that are missing a prong.

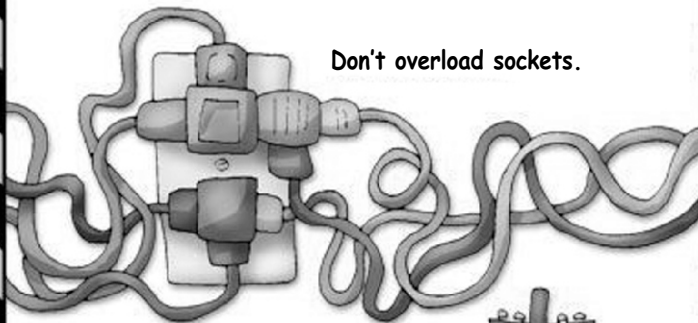


Never touch a downed power line or climb a utility pole.

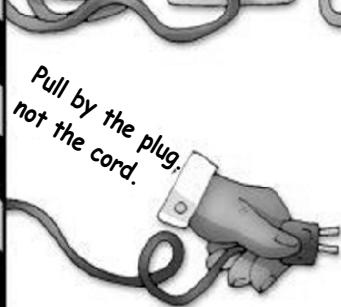
Keep metal objects such as silverware away from plugs.



Don't overload sockets.




Pull by the plug, not the cord.



Don't fly kites near power lines.



When in doubt, ask an adult about something electrical.




Don't run cords under rugs or furniture.



Don't pull wires.




Don't put your fingers in sockets.



Don't use radios or hair dryers near water.



Don't fly kites or climb tree near power lines.



Date:

Day:

Activity 1: Answer the following questions.

Q 1. What safety measures we should take regarding electrical switches?

Q 2. Why should we keep our stairs clean?

Q 3. Why we should not use water near electric appliances?

Activity 2: Make sentences of the following words.

finger	
switch	
kitchen	
fire	
stranger	

Activity 3: Prepositions

Read the paragraph and under line the prepositions.

On Saturday, my mother and I went to the market. I met my friend there. I was so happy to see her. We sat in the coffee shop and ate cupcakes. Our mothers drank tea. Then we went to the book shop to buy books.

Activity 4: Subject-Verb Agreement

Choose the correct form of verb.

1. Ali _____ (write/writes) in his copy.
2. Sara _____ (wash/washes) her clothes.
3. The children _____ (play/plays) in the park.
4. Zara _____ (give/gives) water to her father.
5. The fish _____ (swim/swims) in water.

Keeping the Environment Clean

Read the text and answer the questions below.

What can you do to keep your town clean and safe? First, I advise you to never litter the street. Second, always collect the garbage around your house and put it in the dustbin in your streets. The garbage collectors will come and collect it from there. Besides, you must not throw your empty juice cans or milk packs on the streets. This is very irresponsible and is a source of environmental pollution. It is also a source of various viruses that can cause diseases.

1. The text is about:

- ☐ Keeping your school clean.
- ☐ Keeping your town clean.
- ☐ Keeping your house clean.

2. What are the pieces of advice given here? Put a tick. ☒

- ☐ Throw rubbish everywhere.
- ☐ Let people litter anywhere.
- ☐ Never collect garbage cans.
- ☐ Throw plastic bags in litter.
- ☐ Clean around your house.
- ☐ Leave litter in parks and in the streets.
- ☐ Behave in a responsible way.

Date:

Day:

Activity 1: Answer the questions.

Q 1. Write any two ways in which we can keep our environment clean?

Q 2. Where should we put the empty juice cans or plastic water bottles?

Q 3. What will happen if we litter anywhere?

Activity 2: Read and replace the pictures with the right words to complete the paragraph.

Our headmaster is a very nice . He always tells

us to keep our  clean and tidy. He says that

cleaning the school is everybody's responsibility. We must collect

all the  before leaving the school.

One day he suggested that we make groups of students to



_____ the



_____ and the

school . Some children even

volunteered to  the trees and flowers in

the school garden. Everyone is proud of his participation in this

great project.

Date:

Day:

Activity 3: Subject Verb Agreement

Circle the subject and the verbs in the sentences given below.

1. Maria is sewing her clothes.
2. She is running to school as she is late.
3. They are walking home after school.
4. He is cleaning his room.

Activity 4: Making Sentences

Rearrange the words to make a sentences. Then separate subject, object and verbs.

1. throwing ball dog the is The.

2. ate We much cake so.

3. we rice dinner For having curry and are.

4. jacket pockets has two My.

Subject	Verbs	Object

Manners - Good Manners for Kids

BE A GOOD FRIEND

DON'T YELL
SPEAK SOFTLY

**HELP OTHERS**

COVER YOUR COUGH AND SNEEZE

**BE KIND****SHARE****RAISE YOUR HAND****SAY PLEASE AND THANK YOU****GREET OTHERS****BE A GOOD LISTENER****CLEAN UP****TAKE TURNS****BE CAREFUL WITH TOOLS****DO NOT INTERRUPT****FOLLOW RULES****STAND IN A QUEUE**

GOOD MANNERS!

I promise to:

- 1. Wait my turn.**
- 2. Use polite words.**
- 3. Listen carefully.**
- 4. Cooperate with others.**
- 5. Show my appreciation.**
- 6. Give compliments.**



Date:

Day:

Activity 1: Match the column.

What should you say when

1. you walk in front of someone.

Are You OK!

2. you are using something and you also let someone use it.

I am sorry!

3. you ask for something.

Respect

4. you receive a gift.

Thank You!

5. someone is having a bad day and you see them upset

Nice to meet you!

6. your parents ask you to do something.

Please

7. you make someone upset or sad.

Sharing

8. you meet someone.

Excuse Me!

Activity 2: Expressing Opinions

Use the given below phrases to complete the sentences.

I-think

I like/dislike

I feel that

1. _____ to eat chocolates.
2. _____ going to school late is not a good habit.
3. _____ my mother is angry with me.
4. _____ fighting with my brother.

Activity 3: Use of 'and' , 'or' , 'but'

A) Use 'and' , 'or' , 'but' to join the sentences.

1. Ahmad studied hard _____ he failed.
2. She went to the shop _____ bought some snacks.
3. Do you prefer tea _____ coffee?
4. Ali is very sweet _____ naughty.

Date:

Day:

5. It was a sunny day _____ it started to rain.

6. He sells mangoes _____ peaches.

B) Join the two sentences using 'and' , 'or' , 'but'.

1. Put the cheese in the tin. Cover it with a lid.

2. Ali likes to play cricket. Ahmad likes to play football.

3. You like to speak English. You like to speak Urdu.

Famous Personality/National Pride**Hazrat Ibrahim (A.S.)**

A long time ago, in the small village, a boy was born. His parents called him Ibrahim (A.S.). One night the Prophet Hazrat Ibrahim (A.S.) had a dream. He saw Allah telling him to pack his luggage, take his camels, wife Hazrat Hajra and son Ismail (A.S.) and go to Arabia.

The next day of all them rode on camels and left the village. They went over the mountains and crossed the deserts. The heat of the deserts made everyone thirsty but there was no water anywhere. And their stock of water also finished. When they reached a valley Hazrat Ibrahim (A.S.) left his wife and son there and went back. Hazrat Ismail (A.S.) started crying for water. Hazrat Hajra (A.S.) put Ismail on ground and looked for water everywhere.

She ran between the hills to search for water, but could not find anywhere. She came back and saw him hitting the ground with his feet. Suddenly, she saw water sprouted out near his feet. This was a miracle of Allah. Hazrat Hajra cried with joy. She took some water in her hands and gave it to her son. This water is called Zam Zam. It flows even today and never dried up.

Date:

Day:

Activity 1: Answer the following questions.

Q.1) What did Hazrat Ibrahim (A.S.) took with him to Arabia.
Why did he leave his village?

Q.2) Where did Hazrat Hajra try to find water?

Q.3) What was the miracle?

Q.3) What is the name of water?

Activity 2: Subject-Verb Agreement.

Fill in the blanks with the correct form of verb.

1. Ali _____ (sits/sit) on the chair

2. Babies _____ (wake/wakes) up at night.

3. She _____ (love/loves) to play badminton.

4. Ali and Ahmad _____ (like/likes) to fly kites.

5. It _____ (rain/rains) everyday.

Marium Mukhtiar

Flying officer, Marium Mukhtiar, was a Pakistani fighter pilot. She is the pride of Pakistan. She was a very brave young girl. She died after her Air Force aircraft crashed in Mianwali district in Punjab. She was only 23 years old when she died. She is the first female martyred pilot in the populated area, especially saving a school. She succeeded in that but due to late ejection from the jet she faced many injuries and could not survive.

She has been awarded the military award "Tamgha-e-Basalat by the Government of Pakistan.

Marium Mukhtiar was the daughter of Col. (Retd.) Dr. Mukhtiar Ahmad Sheikh. She got her early education from Pano Akil. Then she graduate as a fighter pilot in Pakistan Air Force in 2014.



Date:

Day:

Activity 1: Answer the following questions.

Q 1. Who was Marium Mukhtiar?

Q 2. Why did she take the jet away from the populated area?

Q 3. Why could not she survive?

Q 4. Which award is given to her by the Government of Pakistan?

Q 5. From where did Marium get her early education?

Activity 2: Simple Present Tense.

Circle the correct form of verb to make simple present tense sentences.

1. Sara (love/loves) to sing a song.
2. My mother (cook/cooks) everyday.
3. They (sleep/sleeps) in the afternoon.
4. The cat (drink/drinks) milk.
5. He (swim/swims) every morning.

Date:

Day:

Descriptive Writing

Write 5 sentences about my house.



1. _____

2. _____

3. _____


4. _____

5. _____


Assessment

A) Fill in the blanks with the correct verbs by looking at the pictures.


1) Ahmad is _____ the ball.



2) Sara is _____ television.



3) The cat is _____ across the road



4) The children are _____.



B) Circle the verbs that correctly complete the sentences.

eat	jumps	make	play	drink	taste	want
eats	jump	makes	plays	drinks	tastes	wants

1. My toy dinosaur _____ from the bed.
2. The cars _____ a loud sound when they horn.
3. I like to _____ milkshakes in summer.
4. The burgers _____ so yummy.
5. The elephants _____ peanuts.
6. Ali _____ to eat chocolates.
7. Zara _____ with Sara.

C) Fill in the blanks with correct verbs.


1) Sara is _____ because she has cut her finger.



2) Alia is _____ a sandwich.



3) Ahmad is tired so he is _____.



4) Ali is _____ his hair.



5) Ahmad and Ali are _____.



Date:

Day:

D) Look at the words and complete the sentences by using the form of verb that agrees with the subject.

kick

talk

answer

press

paint

clean

snow

listen

1. Ali _____ the teacher's questions.



2. The boy _____ a picture yesterday.



3. My dad _____ with his friend in the morning.



4. It _____ last winter.



5. Last night I _____ to music.



6. My brother _____ the ball.



7. I _____ the button to switch on the light.



8. My mother _____ the house yesterday.



Date:

Day:

E) Fill in the blanks with suitable adjectives.

1. A _____ dog.

2. She has a _____ hat.

3. The house was _____.

4. A _____ cake.

5. The blanket is _____.


6. The _____ bird sat in the _____ tree.

7. He gave the _____ lady a _____ flower.

Date:

Day:

F) Write 5 sentences about my best friend. Draw your best friend.



1. _____

2. _____

3. _____

4. _____

5. _____