

ENGLISH-I WORKBOOK

Name: _____

Father's Name: _____

School: _____



Instructions for Teachers

The purpose of this workbook is to improve classroom instructions. While teaching through textbook, the use of different exercises given in this workbook will help you clarify different concept to the students.

Reproduction of all or parts of this publication for educational or other non-commercial purposes is authorized without prior written permission provided the source is fully acknowledged and any alterations to its content are indicated.

Preface

The purpose of primary education is to acquaint the children with basic concepts of numeracy and literacy. Through various exercise given in the workbook their knowledge will be broadened and would be propitious for their life long learning.

Whatever environment we provide to the children at this early age, it will shape their future concepts to perceive the world around them. All the educational activities during the primary education and learning leave a lasting and direct impact on the child psychology and frame of reference and how they judge various ideologies and ideas.

Research shows that children must be provided with the opportunities and resources where they could develop articulation to understand various ideologies.

This practical workbook has been developed to nourish the cognitive development of children by introducing them various concepts through practical learning. The clarity of thought about basic concepts provides a strong foundation to children in higher classes.

I am thankful to Mr. Kamran Iftikhar Lone (DCOP) for leading this technical task and all those subject experts who have contributed in the development of this workbook. I am hopeful that it will be of great help to children.

Thank you

Dr Tariq Habib Cheema
Country Representative
Alight Pakistan

Table of Contents















No	Topic	Pg. #
1.	Trace the lines	1
2.	Trace and write a-d	3
3.	Revision	7
4.	Colours (red and blue)	8
5.	Sight words (is, am, are, you, my)	10
6.	Trace and write e-h	11
7.	Revision	15
8.	Things in the classroom	17
9.	Trace and write i-l	19
10.	Revision	23
11.	Colours (yellow and green)	25
12.	Shapes	27
13.	Sight words (he, she, your, his, her)	28
14.	Trace and write m-p	29
15.	Revision	33
16.	Colours (black, orange and white)	34
17.	Trace and write q-t	37
18.	Revision	41
19.	Sight words (has, have, the, yes, no)	42
20.	Trace and write u-z	43
21.	Assessment	49
22.	Animals	51
23.	Sight words (of, to, do, in, for)	52
24.	Trace and write Aa-Hh	53
25.	Numbers (1-6)	57
26.	Revision	60
27.	Fruits and Vegetables	61
28.	Trace and write Ii-Pp	62

No	Topic	Pg. #
29	Sight words (girl, boy, and, him, me)	66
30	Numbers (7-10)	67
31	Revision	69
32	Trace and write Qq-Vv	72
33	Body parts	75
34	Trace and write Ww-Zz	76
35	Assessment	78
36	Sight words (this, that, they, their)	82
37	Vowels	83
38	Revision	85
39	Word patterns (-at, -ot,-en,-an,-in words)	86
40	Sentences	92
41	Questions	93
42	Action words	94
43	Assessment	95
44	Days of the week	97
45	Names of months	98
46	Picture Description	99

Date:

Trace the lines.

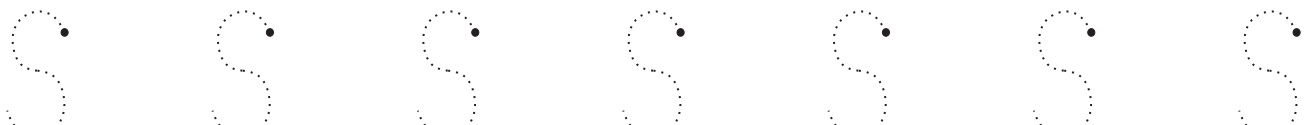
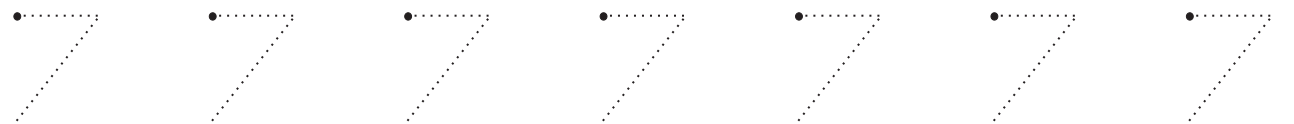
Day:



Date:

Trace the lines.


Day:




Date:

Trace and write.

Day:




aeroplane



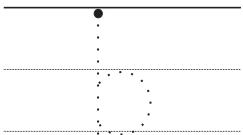
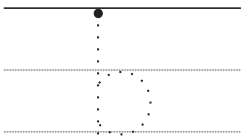
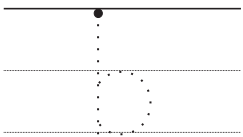
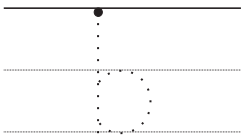
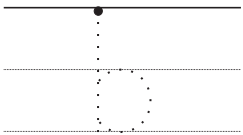

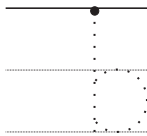
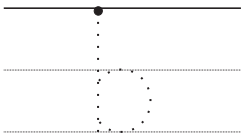
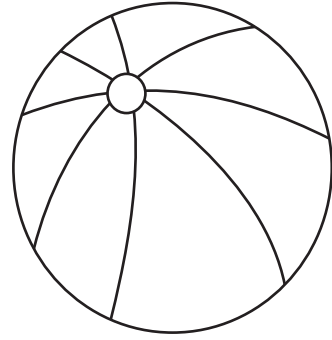
Date:

Trace and write.

Day:




ball




Date:

Trace and write.

Day:



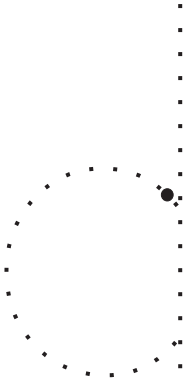
cupboard




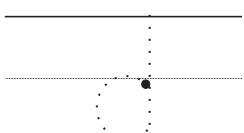

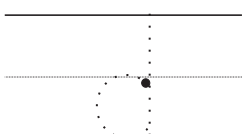

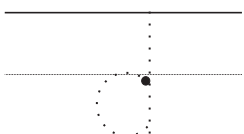

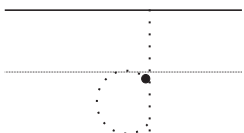

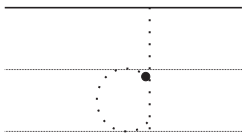

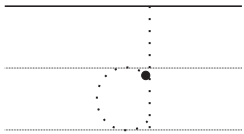

Date:

Trace and write.

Day:



desk







Date:


Revision

Day:


Trace the alphabets.




Write the beginning letter.








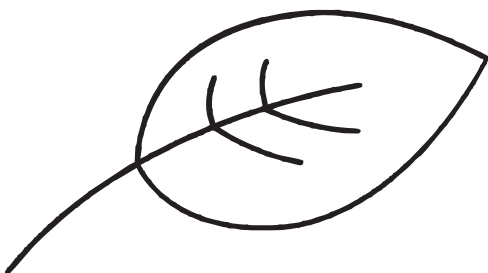






Date:

Day:

Colour the things that are red in colour.

red


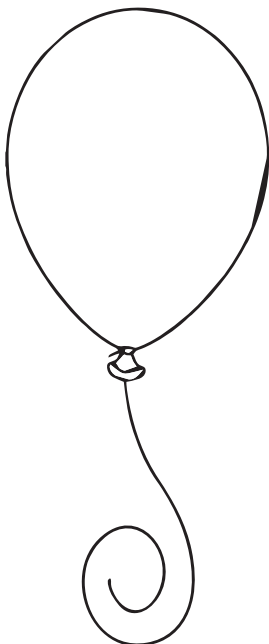



Date:

Day:

Colour the things blue.

blue



Date:

Sight words

Day:

Read the words.

is

am

are

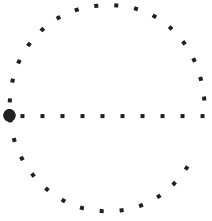
you

my

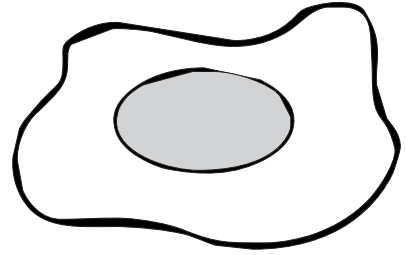
Date:

Trace and write.

Day:



egg




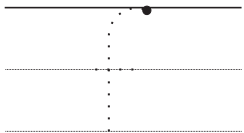

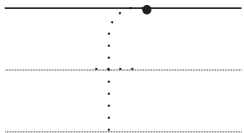

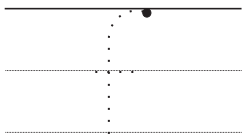

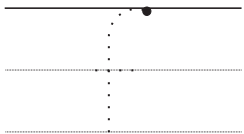

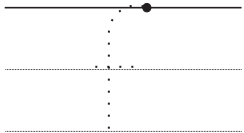

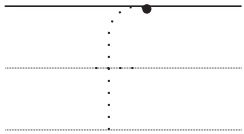
Date:

Trace and write.

Day:



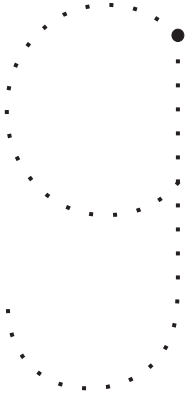
fruits










Date:

Trace and write.

Day:




girl





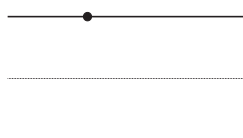
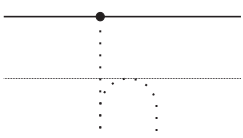

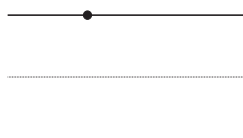
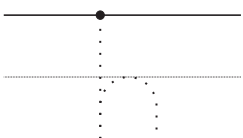


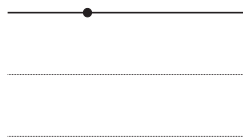
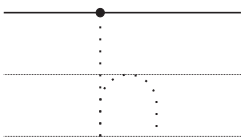


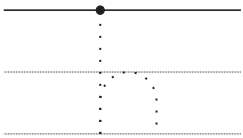

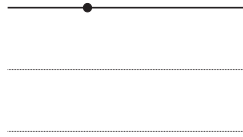
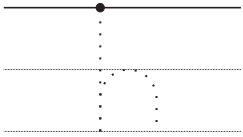



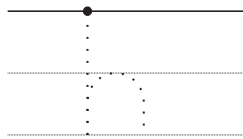
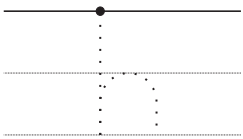
Date:

Trace and write.

Day:



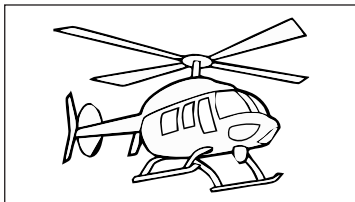

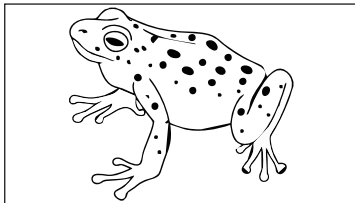





house



Date:

Day:








Write the beginning letter.

[illegible]

Date:

Day:

Match the picture and colour them red or blue.



Revise the sight words.



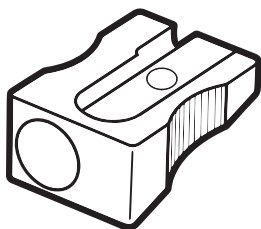

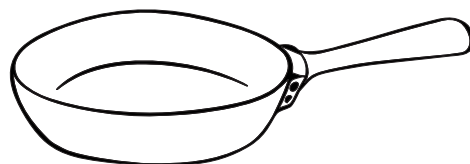


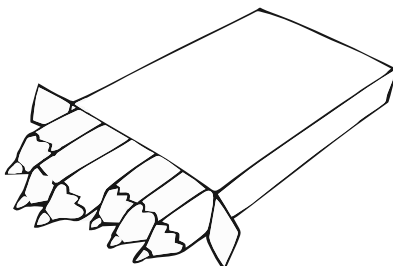

is, am, are, you, my

Date:

Things in the Classroom

Day:



Circle the things that are used in the classroom.



Date:

Day:

Find and circle the things that are used in your classroom.



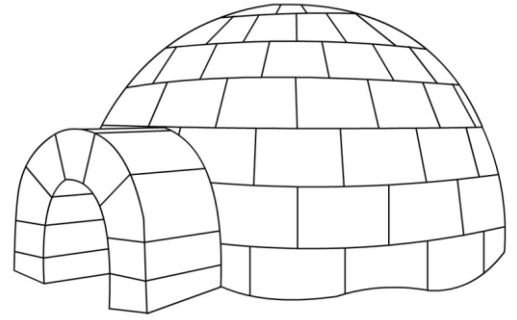
Date:

Trace and write.

Day:

[illegible]

igloo

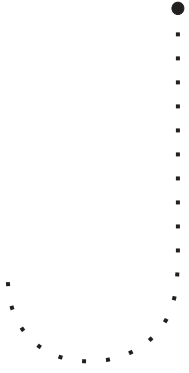


●


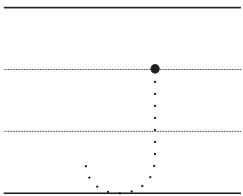

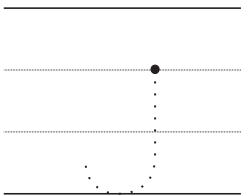

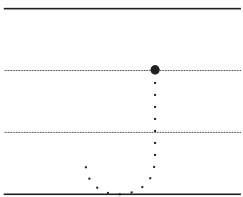

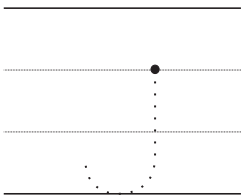

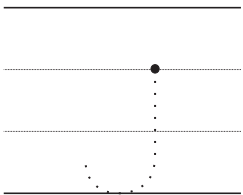
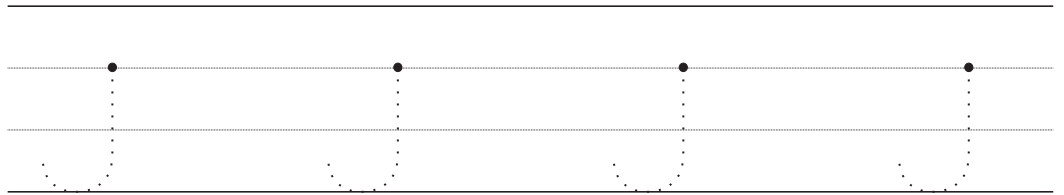

Date:

Trace and write.

Day:



jug





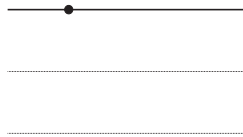
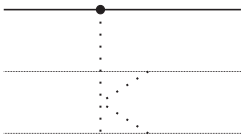


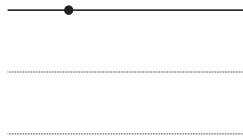
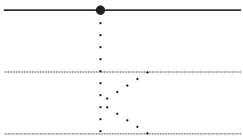

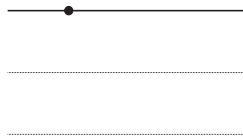
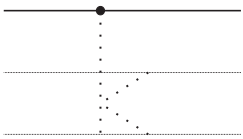



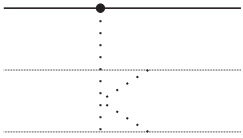

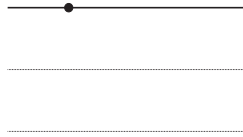
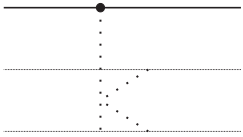



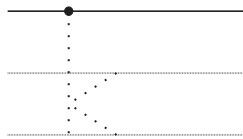
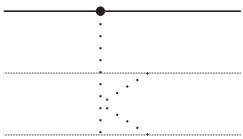

Date:

Trace and write.

Day:



kitten




Date:

Trace and write.

Day:

l

lamp



l	l	l	l
l	l	l	l
l	l	l	l
l	l	l	l
l	l	l	l
l	l	l	l
l	l	l	l
l	l	l	l

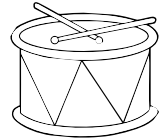
Date:

Revision

Day:

Match the alphabets with the right picture.

a



b




c



d




e



f



g



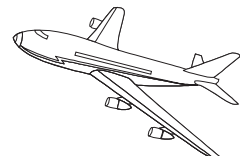
h



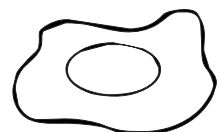
i



j



k



l



Date:

Day:

What comes

after

..... before

a

..... l

d

..... k

i

..... c

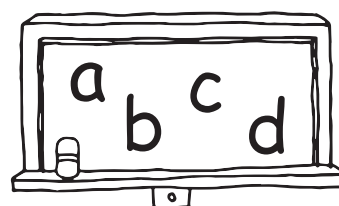


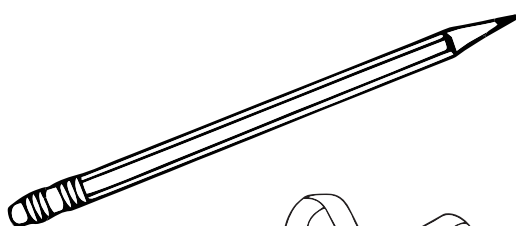

f

..... e

j

..... i

Colour the things that are used in the classroom red and blue.






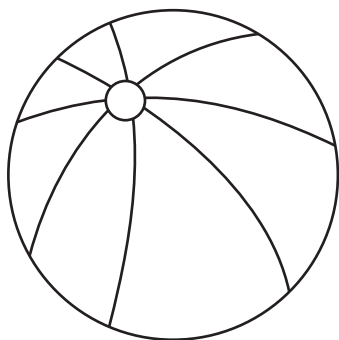
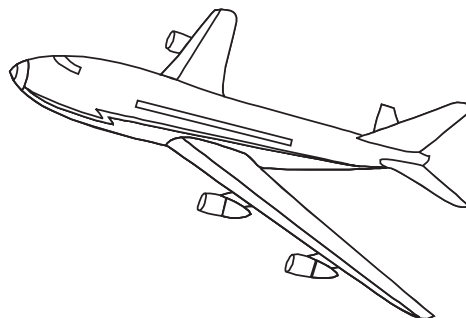
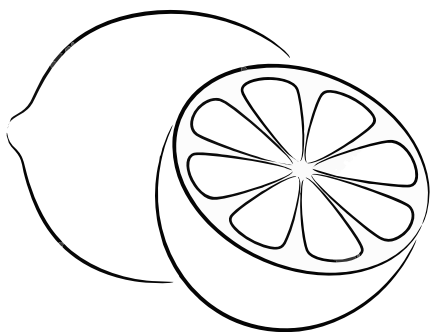


Date:

Day:

Colour the things that are yellow in colour.

yellow




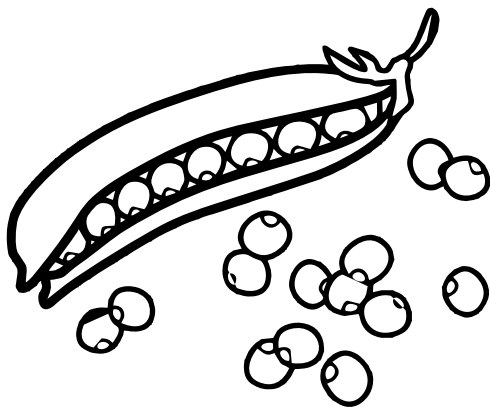


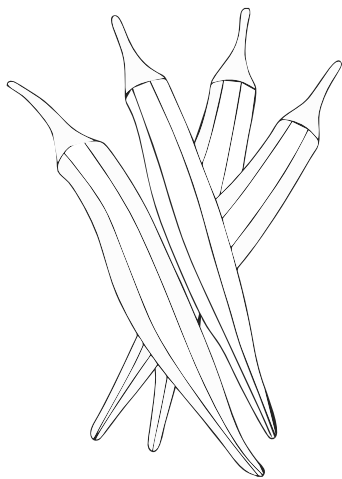


Date:

Day:

Colour the things that are green in colour.

green



Date:

Shapes

Day:

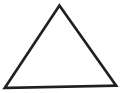
Find the shapes and colour:



red




blue



yellow and



green



Date:

Sight words

Day:

Read the words.

he

she

your

his

her


Date:

Trace and write.

Day:

m

monkey



m

m m m m

m

.

m

.

m

.

m

.

m

.


m

.

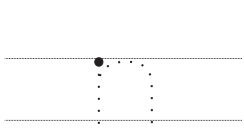
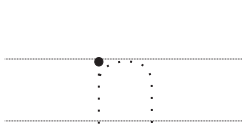
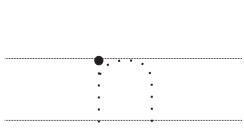
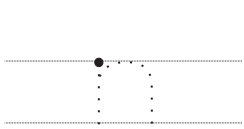

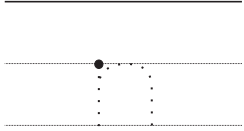

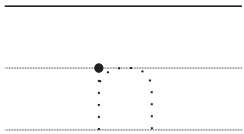

Date:

Trace and write.

Day:




nest




Date:

Trace and write.

Day:



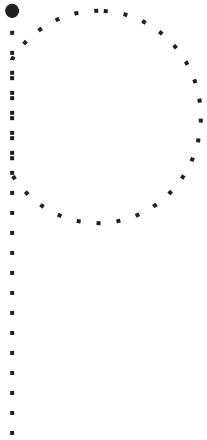
octopus










Date:

Trace and write.

Day:



parrot




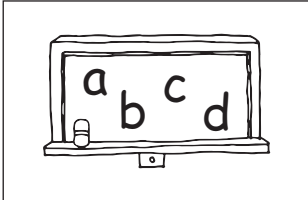
Date:


Revision


Day:

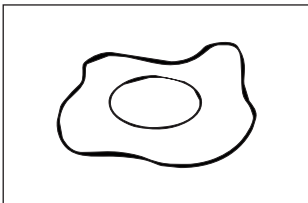
Write the first letter.







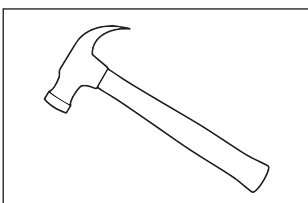















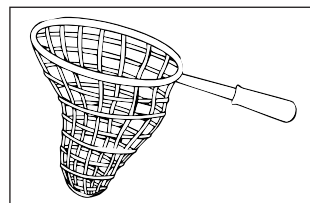
















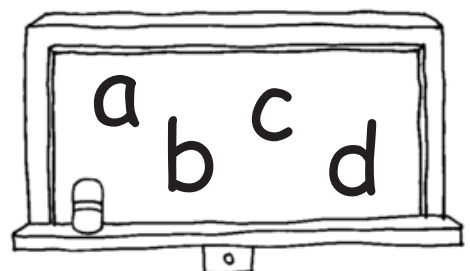





Date:

Day:

Colour the things that are black in colour.

black


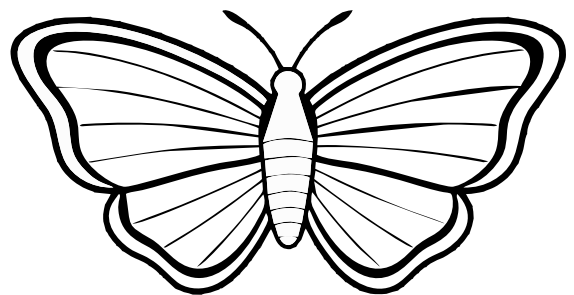



Date:

Day:

Colour the things that are orange in colour.

orange








Date:

Day:

Circle the things that are white.

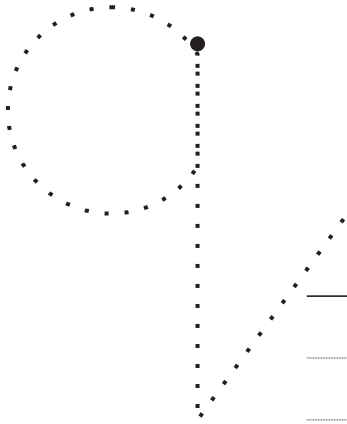
white




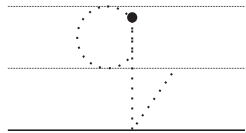

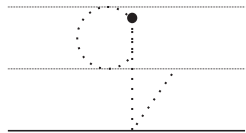

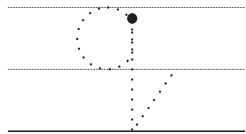
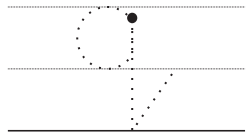

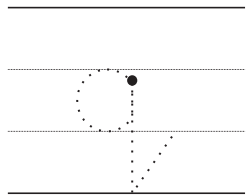

Date:

Trace and write.

Day:




quill



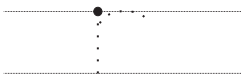



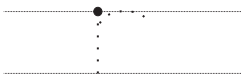

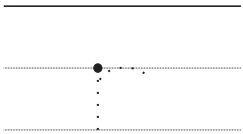

Date:

Trace and write.

Day:



rose




Date:

Trace and write.

Day:

S

snake



s

s

s

s

s

s

.

.

.

.

s

.

.

.

.

s

.

.

.

.

s

.

.

.

.

s

.

.

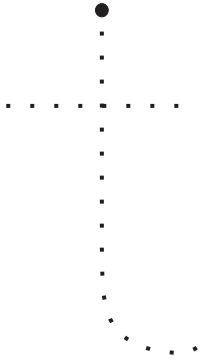
.

.

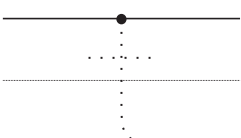
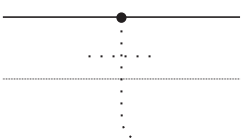
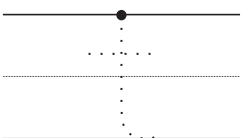
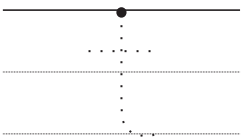
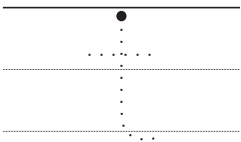
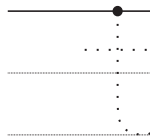
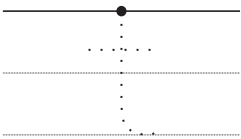

Date:

Trace and write.

Day:



tree




Date:

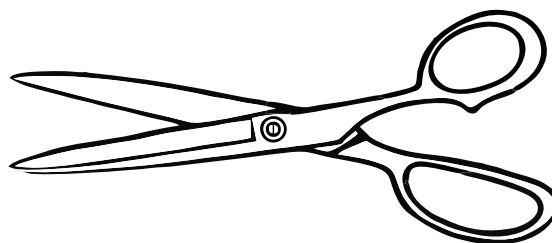
Revision

Day:


Circle the beginning alphabet.




i	t	p
---	---	---



e	s	d
---	---	---



r	t	o
---	---	---



a	k	q
---	---	---

Revise the sight words.

she, he, her, his, your

Date:

Sight words

Day:

Read the words.

has

have

the

yes

no

Date:

Trace and write.

Day:

u

umbrella



u

u

u

u

u

u

.

.

.

.

u

.

.

.

.

u

.

.

.

.

u

.

.

.

.

u

.

.


.

.


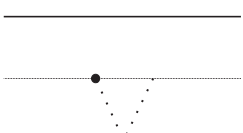

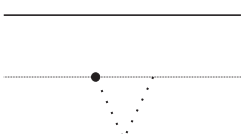

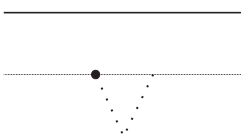

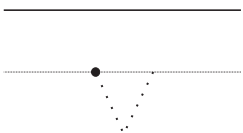
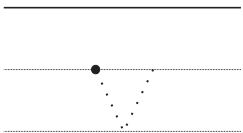

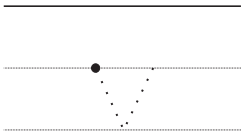

Date:

Trace and write.

Day:



vase




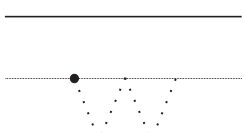

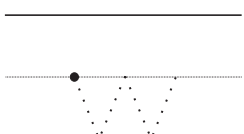

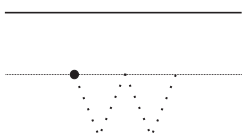

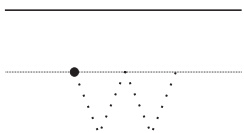

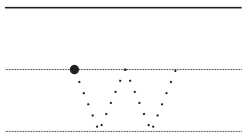

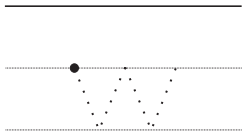

Date:

Trace and write.

Day:




watermelon



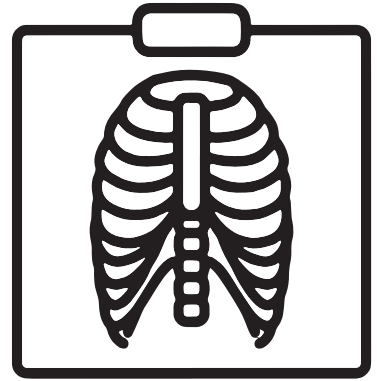
Date:

Trace and write.

Day:




x-ray




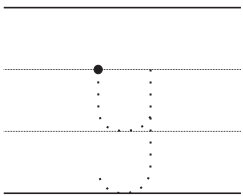

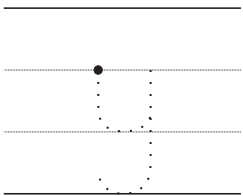

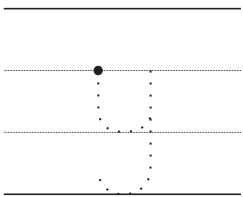

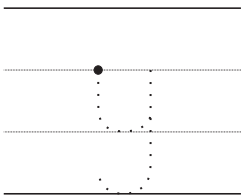

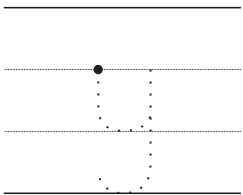
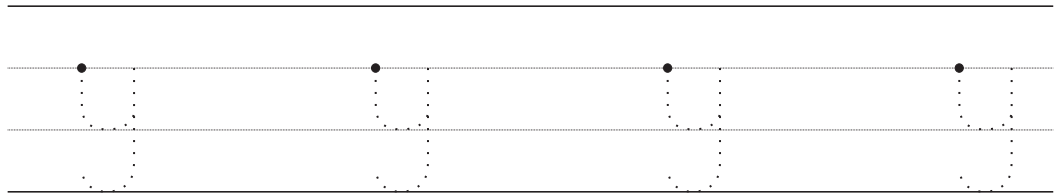

Date:

Trace and write.

Day:




yarn




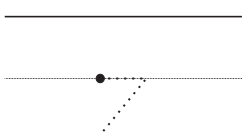

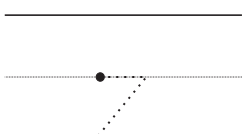

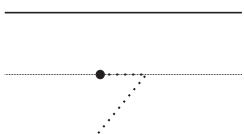

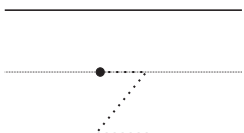

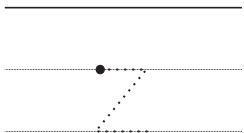

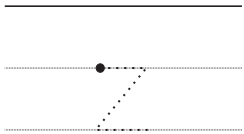
Date:

Trace and write.

Day:




zebra




Circle the picture that begins with

m



Circle the picture that begins with

y



Complete the sequence.

1) o r

2) m n

3) h j

4) e g

5) s u

6) b c

7) w y

Revise the sight words.

has, have, yes, no, the

Date:

Day:

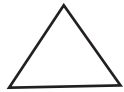
Colour the



red,




blue,



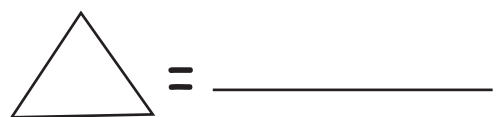

yellow and



green



Count and write. How many?






Date:



Animals



Day:


Write the first alphabets for the animals.











Date:

Sight words

Day:

Read the words.

of

to

do

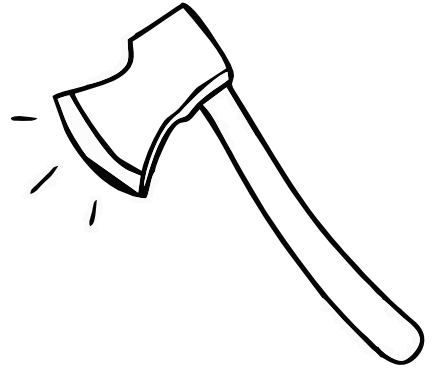
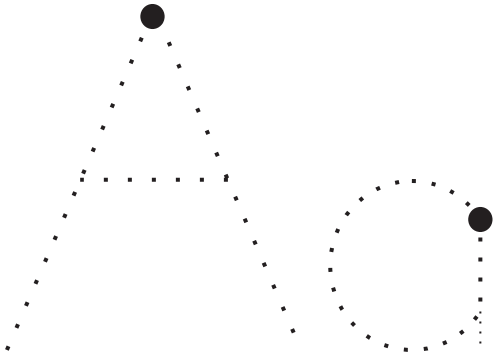
in

for

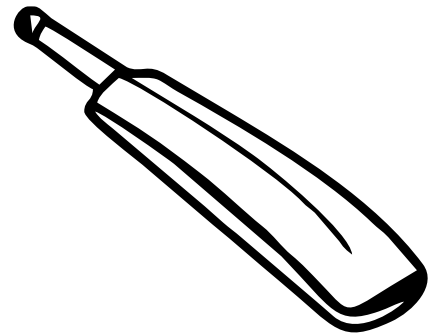
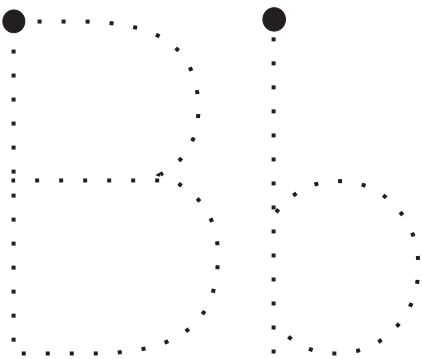
Date:

Trace and write.

Day:



Handwriting practice lines for the letter 'A'. The section contains five sets of horizontal lines, each consisting of a solid top line, a dashed middle line, and a solid bottom line.



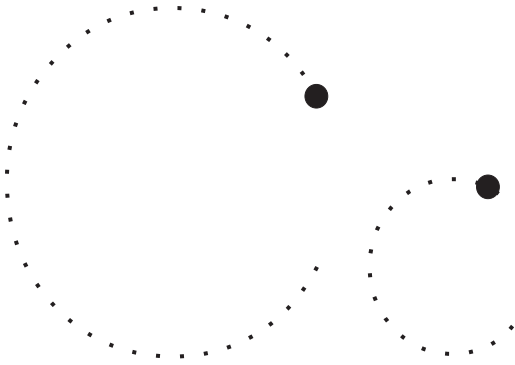


Handwriting practice lines for the letter 'B'. The section contains five sets of horizontal lines, each consisting of a solid top line, a dashed middle line, and a solid bottom line.

Date:

Trace and write.


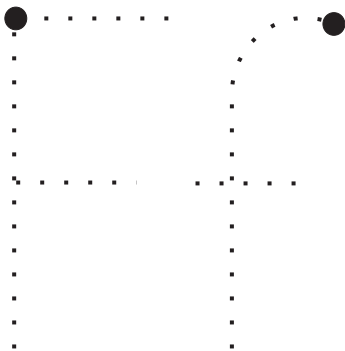

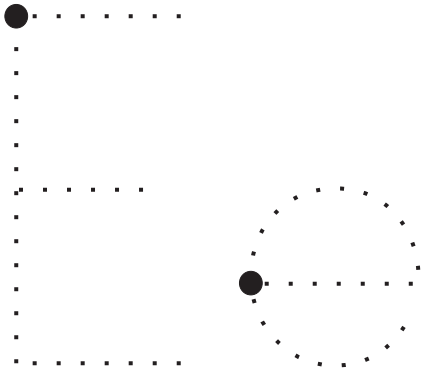
Day:



Date:

Trace and write.

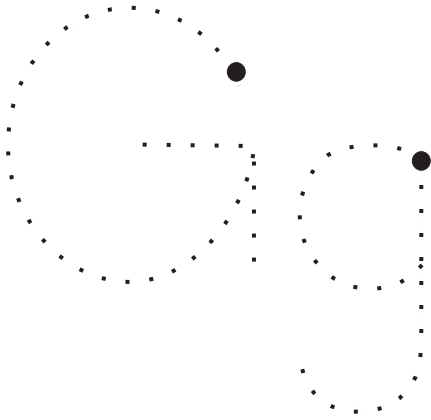
Day:




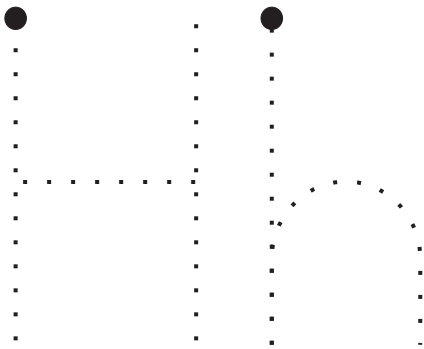
Date:

Trace and write.

Day:



Four sets of horizontal handwriting practice lines, each consisting of a solid top line, a dashed middle line, and a solid bottom line.



Four sets of horizontal handwriting practice lines, each consisting of a solid top line, a dashed middle line, and a solid bottom line.

Date:

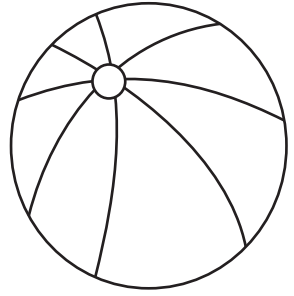
Numbers

Day:

Let's learn numbers.



1

one



2

two



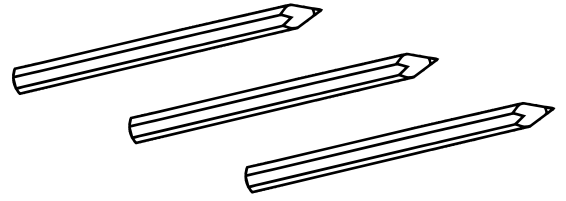
Date:

Day:

Let's learn numbers.

3

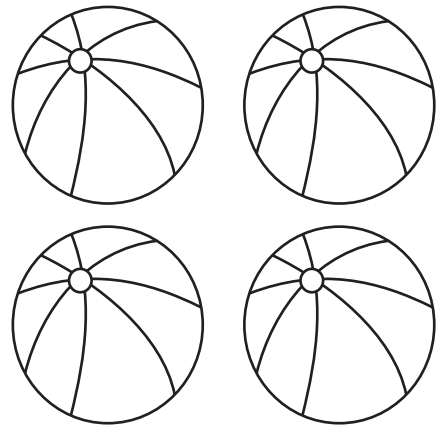
three



Handwriting practice lines for the number 3. The first line contains the number 3 and the word 'three' in dotted letters for tracing. Below this are four sets of empty three-line guides (top, middle dashed, bottom) for independent practice.

4

four



Handwriting practice lines for the number 4. The first line contains the number 4 and the word 'four' in dotted letters for tracing. Below this are four sets of empty three-line guides (top, middle dashed, bottom) for independent practice.


Date:

Day:

Let's learn numbers.

5


five



Handwriting practice lines for the number 5, consisting of five sets of three horizontal lines (top, middle, and bottom).

6

six



Handwriting practice lines for the number 6, consisting of five sets of three horizontal lines (top, middle, and bottom).

Match the capital letters with small letters.

G

e

A

b

D

h

E

g

B

c

C

d

F

a

H

f

Count and write.

four




six



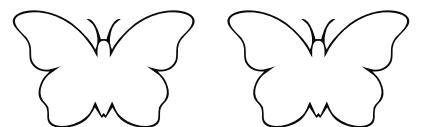
two



one



five



three

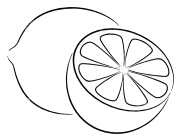


Date:

Fruits and Vegetables

Day:

Match the letters with pictures.



w




g




c



b



t



o



l



p


Revise the sight words.

of, to, in, do, for

Date:

Trace and write.



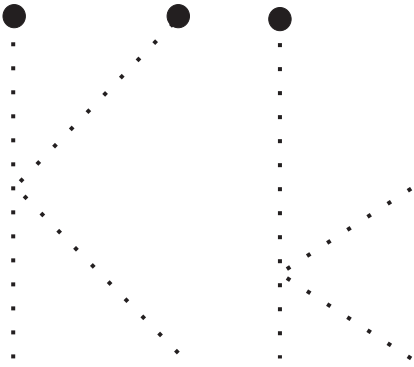
Day:



Date:

Trace and write.

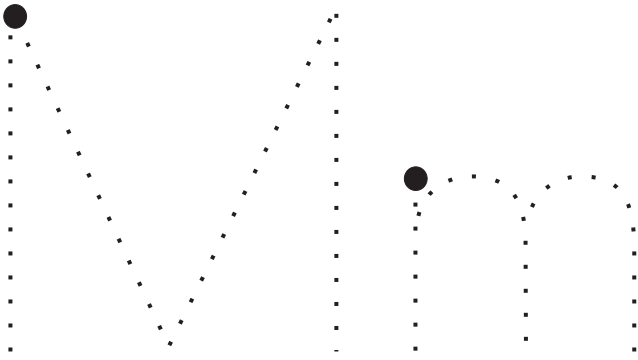
Day:



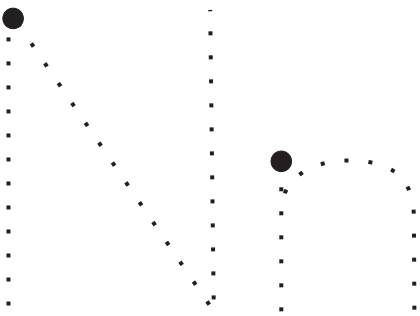
Date:

Trace and write.

Day:



Four sets of horizontal lines for handwriting practice, each consisting of a solid top line, a dashed middle line, and a solid bottom line.


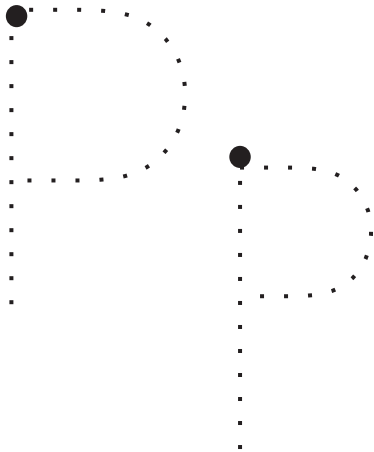
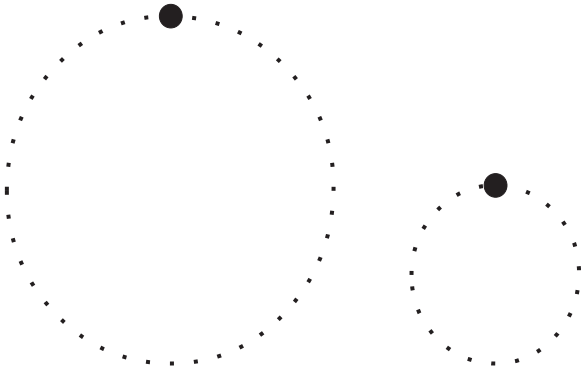


Four sets of horizontal lines for handwriting practice, each consisting of a solid top line, a dashed middle line, and a solid bottom line.

Date:

Trace and write.

Day:



Date:

Sight words

Day:

Read the words.

girl

boy

and

him

me

Date:


Numbers

Day:

Let's learn numbers.

7


seven



Handwriting practice lines for the number 7. The first line is a solid top line, followed by a dashed middle line, and a solid bottom line. Below these are four more sets of solid top and bottom lines for independent practice.

8

eight


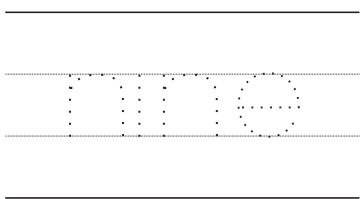



Handwriting practice lines for the number 8. The first line is a solid top line, followed by a dashed middle line, and a solid bottom line. Below these are four more sets of solid top and bottom lines for independent practice.


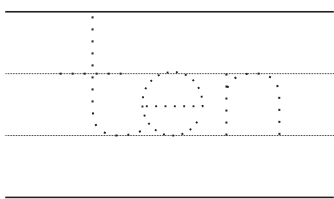
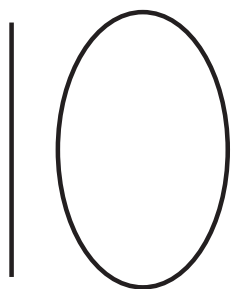
Date:

Day:

Let's learn numbers.



Handwriting practice lines for the number 9. The first row is pre-filled with the number 9 and the word 'nine'. The following four rows are blank for practice.



Handwriting practice lines for the number 10. The first row is pre-filled with the number 10 and the word 'ten'. The following four rows are blank for practice.

Date:

Revision

Day:

Write the capital letters.

.....

e

.....

c

.....

i

.....

g

.....

f

.....

k

.....

h

.....

o

.....

p

.....

a

.....

l

.....

n

.....

b

.....

j

.....

m

.....

d

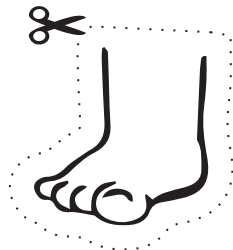
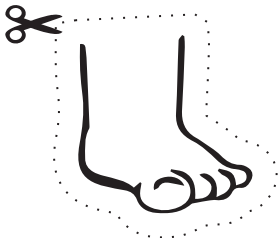
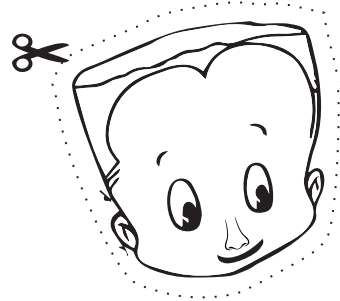

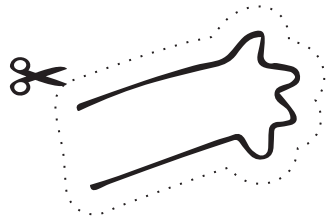

Revise the sight words.

girl, boy, me, him, and

Date:

Day:

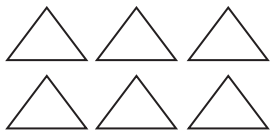
Cut, paste and label the body parts.



Date:

Day:

Count and write numbers in words.



.....



.....



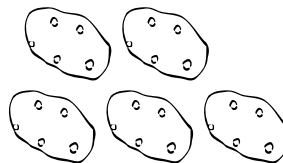
.....



.....




.....



.....




.....



.....



.....

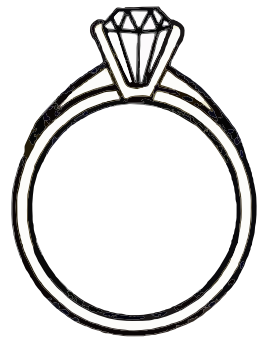
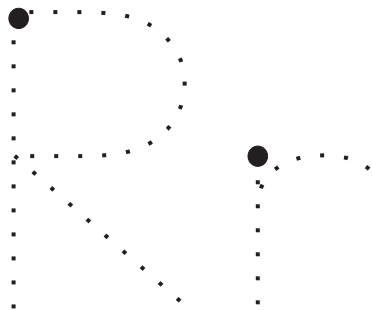




.....

Date:

Trace and write.


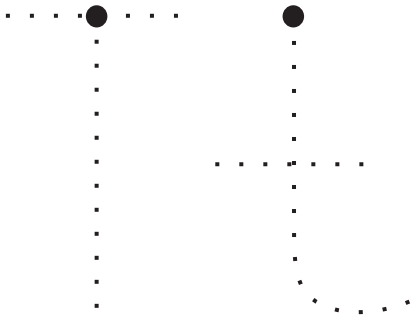


Day:



Date:

Trace and write.


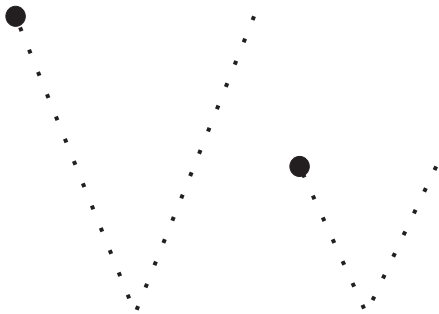
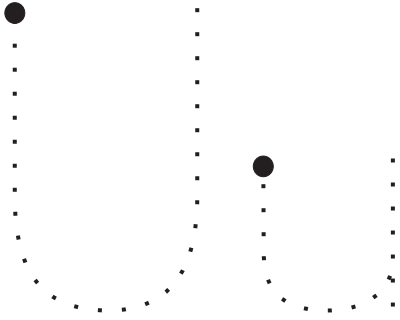
Day:



Date:

Trace and write.

Day:



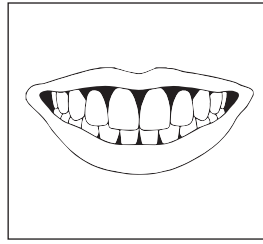
Date:

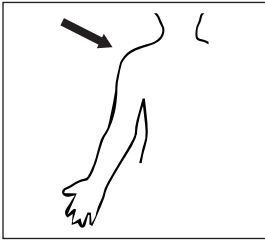
Body Parts.

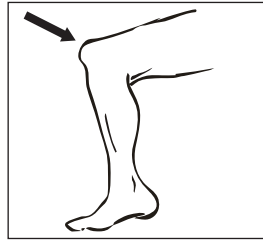
Day:

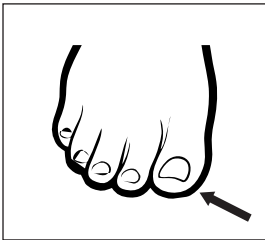
Label the body parts.






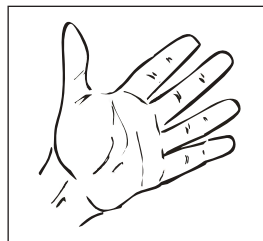


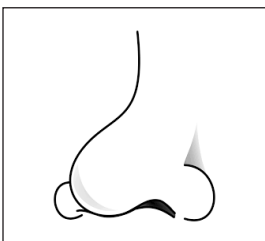








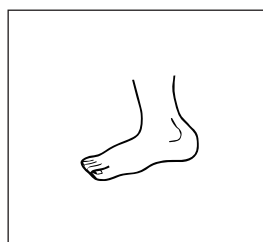








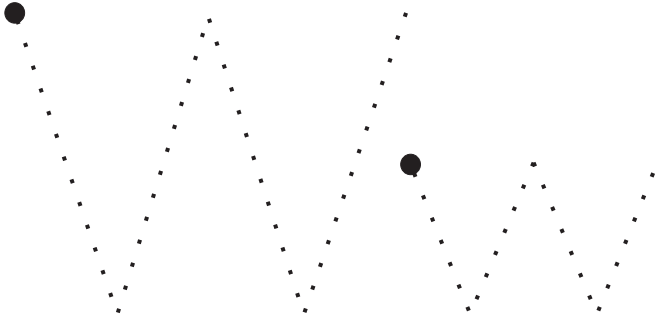




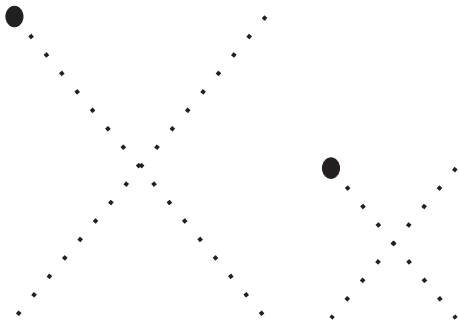
Date:

Trace and write.

Day:



Four sets of horizontal handwriting lines, each consisting of a solid top line, a dashed middle line, and a solid bottom line, for practicing letter formation.


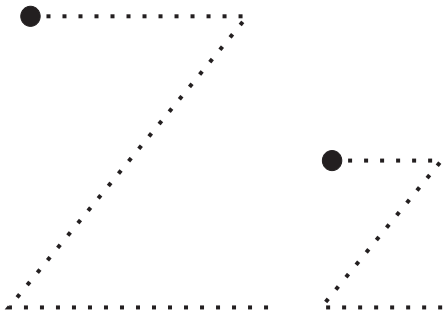

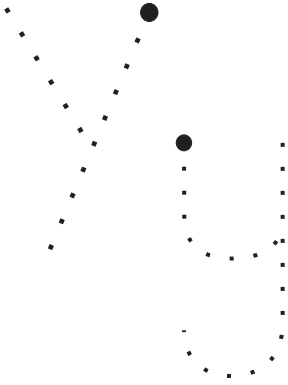


Four sets of horizontal handwriting lines, each consisting of a solid top line, a dashed middle line, and a solid bottom line, for practicing letter formation.

Date:

Trace and write.

Day:



Date:

Assessment


Day:

Write capital and small alphabets.


Date:


Day:

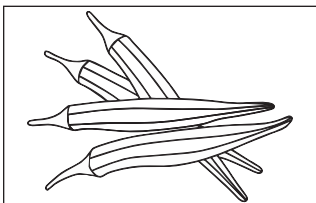
Write the beginning alphabets for the given pictures.







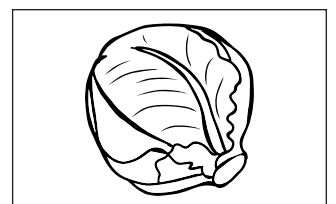













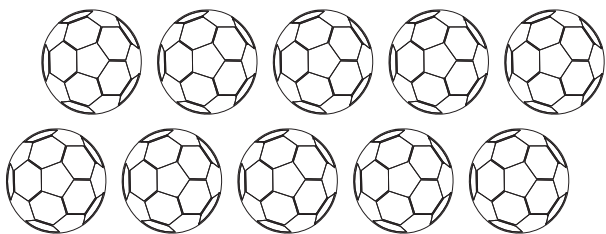
Date:

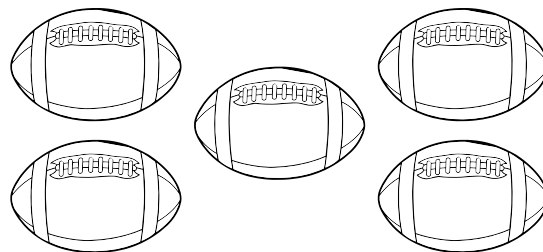
Day:

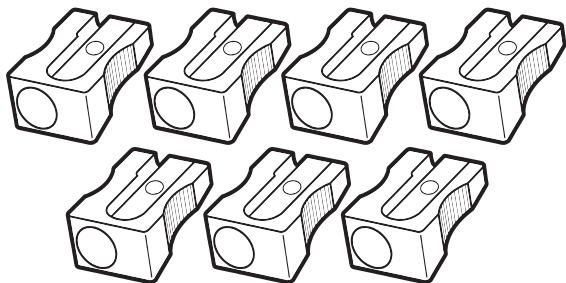
Count and write number in words.















Date:

Assessment

Day:

Cut and paste correct parts of the body.



eyes	ears	nose
hair	neck	toe
foot	arm	finger

Date:

Sight words

Day:

Read the words.

this

that

they

their


Date:

Vowels


Day:

a e i o u

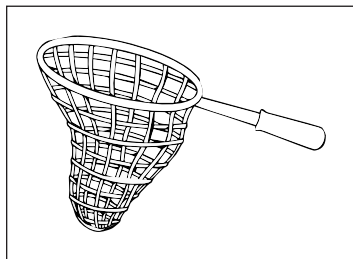
Put the correct vowels.




b _ g




c _ t




n _ t



p _ t



h _ n



m _ g

Date:

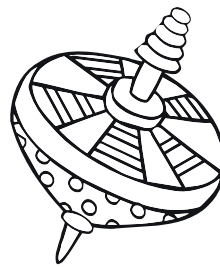
Day:

Tick (✓) the correct vowel sound used in the given picture.




o

u




a

o




a

e



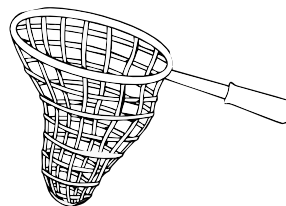
e

a



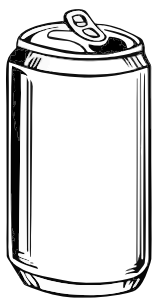
a

I




o

e



i

e




I

u



o

a




e

i

a e i o u

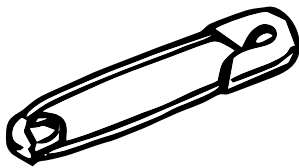
Circle the correct vowel sound used in the given picture.




a, e, i



i, o, u



e, i, u



a, i, o

Revise the sight words.

this, that, they, their

Date:


Word pattern -at words

Day:


Fill in the beginning alphabet.



..... at




..... at



..... at



..... at




..... at



..... at



..... at







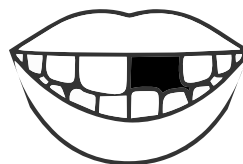
..... at

Date:

Day:

Cut and paste.

cap		clap	
map		gap	
tap		mat	
nap		cat	









Date:

Word pattern -ot words

Day:

Cut and paste -ot word.

	_____ot		_____ot
	_____ot		_____ot
	_____ot		_____ot



h	d	l	c	p	r
---	---	---	---	---	---

Write 5 -ot words.

1 _____	2 _____	3 _____
_____	_____	_____
_____	_____	_____
_____	_____	_____

4 _____	5 _____
_____	_____
_____	_____
_____	_____




Date:

Word pattern -en words

Day:

Cut and paste.

	hen		den
	men		pen
	ten		



10

Write 3-en words.

1 _____

2 _____


3 _____

Date:


Word pattern -an words

Day:

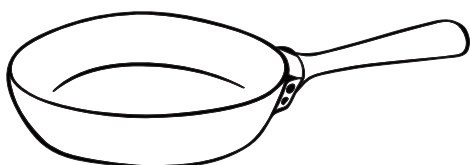
Write the beginning alphabet.



.....an




.....an



.....an



.....an



.....an



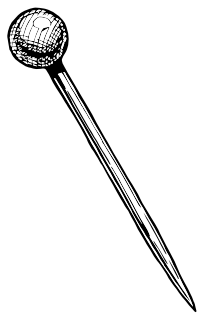
.....an

Date:

Word pattern -in words

Day:


Circle the correct words.



fig

kin


pin



bin

fin


pin



sit

bin

win



bin

fin

tin



lit

win


sit


Date:


Sentences

Day:


Write a correct sentence for the picture.











Date:


Questions

Day:

Look at the example. Answer the Questions.

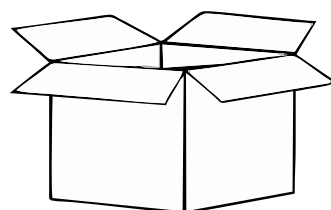
Q: What is this?

A: This is a car.



Q: What is this?

A:




Q: What is this?

A:



Q: What is this?

A:




Q: What is this?

A:



Q: What is this?

A:



Date:

Action words

Day:

Match the action words with pictures.

sit

eat

walk

run

jump

read

write

wash

stand



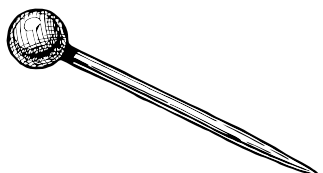
Date:

Assessment


Day:

Write the vowels.


Write the words.




--	--	--



--	--	--



--	--	--



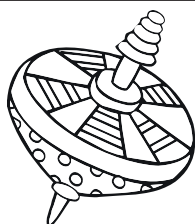
--	--	--




--	--	--



--	--	--



--	--	--



--	--	--

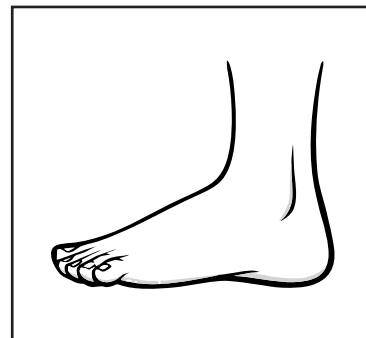
Date:

Day:

Look at the picture and answer the questions.


Q: What is this ?

A:




Q: What is this ?

A:




Q: What is this ?

A:



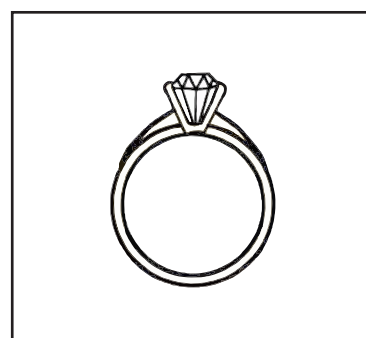
Q: What is this ?

A:



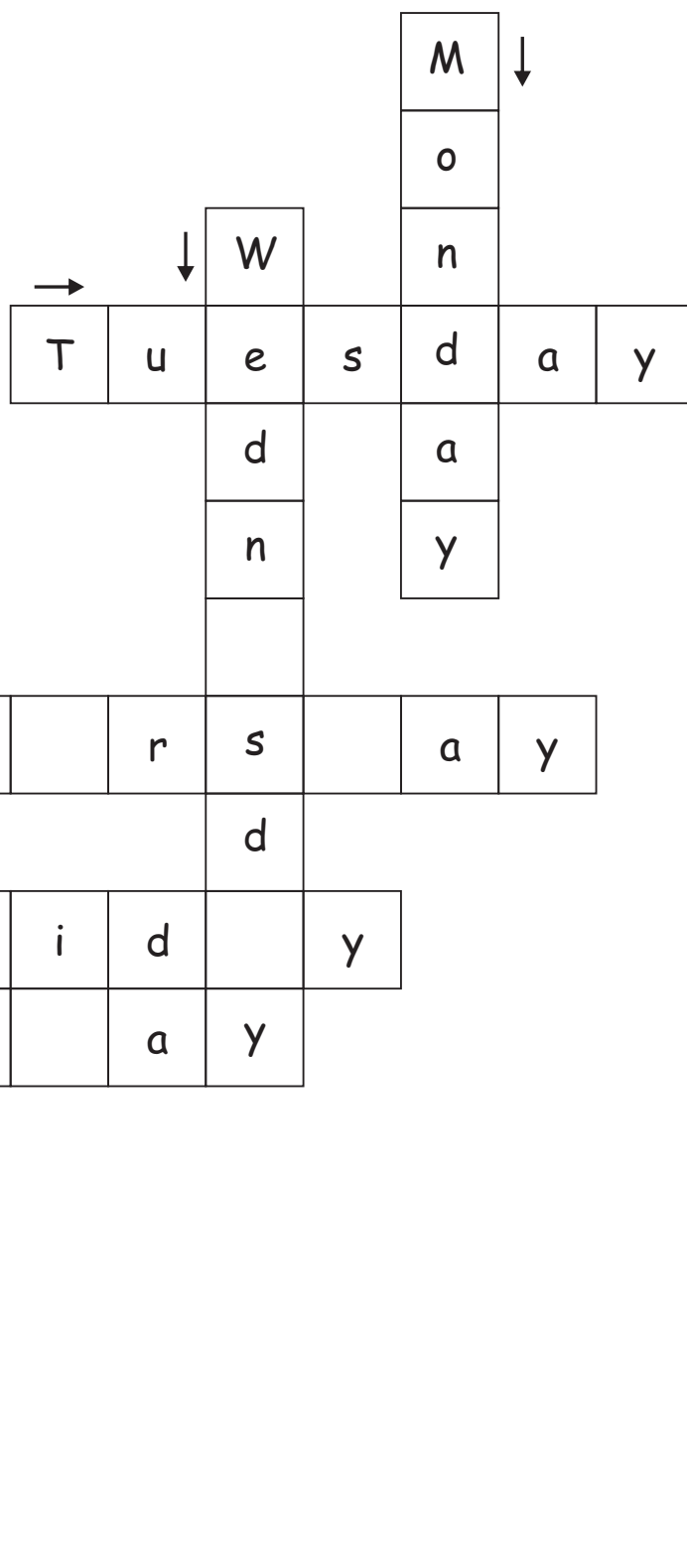

Q: What is this ?

A:



Day:

First two have been done for you.



Date:

Names of months

Day:

Write the names of months in the correct order.

January

July

March

August

October

June

February

December

November

April

May



See the picture and answer the questions.

Q. 1 Which place is shown in the picture?

Q. 2 Name the animals that you see in the picture.

Q. 3 Name any four things that you see in the picture.

Read the story and answer the questions.

Daisy the cow

Ali lives in a village.

He has a cow named Daisy.

Daisy is white in colour with black spots.

Her sound is "Moo".

She gives milk.



Q. 1 Where does Ali live?

A.

Q. 2 What is the name of cow?

A.

Q. 3 What is the colour of Daisy?

A.

Q. 4 What is the sound of Daisy?

A.
